

Belle Creek Charter School

2015 - 2016
Budget
vs. YTD Actuals

As of March 31, 2016

Last Updated: 4/27/2016

















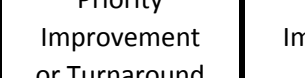


Belle Creek Charter School
"First Comes Learning"
9290 E. 107th Ave.
Henderson, CO 80640
303-468-0160

Prepared By:
Boos Financial Services, Inc.
Rick Boos, CEO
303-722-5634

Belle Creek Charter School Financial Dashboard

As of March 31, 2016

		ACTUALS		Benchmarks		
Indicator	Calculation	3/31/2016		 Red	 YELLOW	 GREEN
Months of Unrestricted Cash		 4.68 		< 1	1 - 3	> 3
	Unrestricted Cash	\$1,958,657.43				
	Total Projected Actual Expenditures	\$5,026,084.24				
Payroll/Benefits % of Revenue		 68% 		< 50% or > 70%	In line with Board Goals	50% - 70%
	Total Projected Salary & Benefits	\$3,471,868.22				
	Total Projected Revenues	\$5,084,592.78				
Facility Cost % of Revenue		 11% 		> 20%	16% - 20%	< 16%
	Total Projected Facility Lease & Loan	\$579,500.00				
	Total Projected Revenues	\$5,084,592.78				
Surplus/(Deficit) % of Expenditures	Based upon larger than 10% Unrestricted Operating Reserve	 1.16% 		-2.0% or > 20.0%	-1.99% - .99%	1% - 20%
	Projected Change in Fund Balance	\$58,508.55				
	Total Projected Actual Expenditures	\$5,026,084.24				
Instructional Staff to Students		 13.91 		> 20	16 - 20	< 16
	Instructional Staff	48.35				
	Students	672.40				
Total Staff to Students		 11.24 		> 18	12.01 - 18	< = 12
	Total Staff	59.84				
	Students	672.40				
State UIP Rating		 PERFORMANCE 		Priority Improvement or Turnaround	Improvement	Performance

Belle Creek Charter School

Statement of Financial Position

As of March 31, 2016

						Prior Year	
		Total All Funds	GFAAG	General Fund	Grants Fund	Pupil Activities	General Fund
Assets							
Current Assets:							
Cash Operating Account	8101	\$90,194.81		\$53,646.10	\$0.00	\$36,548.71	\$239,782.56
Payroll Account	8106	256,865.16		256,865.16	0.00	0.00	299,666.63
CSAFE/Colotrust/Investments	8111	1,647,646.17		1,647,646.17	0.00	0.00	1,284,260.71
CNIC / Flex	8104	27,977.94		27,977.94	0.00	0.00	50,177.86
Investment Held By Trustee	8113	82,291.37		82,291.37	0.00	0.00	82,104.95
Petty Cash	8103	500.00		500.00	0.00	0.00	500.00
Subtotal Cash		2,105,475.45		2,068,926.74	0.00	36,548.71	1,956,492.71
Grants Receivable	8142	(29,621.23)		(29,621.23)	0.00	0.00	(15,592.91)
A/R BECS	8153	0.00		0.00	0.00	0.00	2,777.97
A/R General	8153	621.04		621.04	0.00	0.00	110.00
A/R District 27J	8153	464.28		464.28	0.00	0.00	0.00
A/R Eagle Ridge	8153	0.00		0.00	0.00	0.00	1,452.34
Prepaid Exp. Other	8181	0.00		0.00	0.00	0.00	0.00
Deposits/Legal Retainer	8191	1,000.00		1,000.00	0.00	0.00	1,000.00
Subtotal Other Current Assets		(27,535.91)		(27,535.91)	0.00	0.00	(10,252.60)
Fixed Assets (Equipment) Net	8241	13,434.00	13,434.00	0.00	0.00	0.00	0.00
Total Assets		2,091,373.54	13,434.00	2,041,390.83	0.00	36,548.71	1,946,240.11
Liabilities and Fund Equity							
Current Liabilities:							
Accounts Payable - General	7421	9,288.25		9,288.25	0.00	0.00	70,537.78
Accrued Salaries & Benefits	7461	183,086.25		183,086.25	0.00	0.00	176,160.41
Payroll Liabilities	7471	60,739.07		60,739.07	0.00	0.00	65,071.60
Deferred Revenue	7482	0.00		0.00	0.00	0.00	0.00
Incurred Not Reported Claims/Flex	7499	77,408.91		77,408.91	0.00	0.00	53,215.42
Subtotal Current Liabilities		330,522.48		330,522.48	0.00	0.00	364,985.21
Fund Equity							
Operating Reserve Unrestricted	6770	590,091.35		590,091.35	0.00	0.00	441,623.90
Reserves 7.5% Operating	6770	354,177.00		354,177.00	0.00	0.00	342,879.00
Assigned for Insurance Pool	6760	250,000.00		250,000.00	0.00	0.00	250,000.00
Assigned for Capital Projects	6760	200,000.00		200,000.00	0.00	0.00	200,000.00
Reserves Repair & Replacement	6720	81,600.00		81,600.00	0.00	0.00	81,600.00
Tabor Reserve	6721	145,000.00		145,000.00	0.00	0.00	137,152.00
Reserves SPED Legal Reserve	6720	90,000.00		90,000.00	0.00	0.00	128,000.00
Reserve for Prepaid Expenses	6752	0.00		0.00	0.00	0.00	0.00
Investment in Fixed Assets	6711	13,434.00	13,434.00	0.00	0.00	0.00	0.00
Reserved for Pupil Activity	6770	36,548.71		0.00	0.00	36,548.71	0.00
Subtotal Fund Equity		1,760,851.06	13,434.00	1,710,868.35	0.00	36,548.71	1,581,254.90
Total Liabilities and Fund Equity		\$2,091,373.54	\$13,434.00	\$2,041,390.83	\$0.00	\$36,548.71	\$1,946,240.11

**Belle Creek Charter School
Revenue and Expense
Budget/Actual**

	FY 2015-2016				FY 2014-15			FY 2015-16		Comments
		February	75%	of the year				Projected	Over/(Under)	
	Adopted Budget	Revised Budget	03/31/16 YTD Actuals	% Budget	Revised Budget	03/31/15 YTD Actuals	% Adj. Budget	Actuals	Adjusted Budget	
Funded Pupil Count	665.00 \$7,032.40	672.40 \$7,027.45	672.40 \$7,032.40		664.14 \$6,770.36	664.14 \$6,770.36		672.40 \$7,039.39	0.00 11.94	
General Fund										
BEGINNING FUND BALANCE	\$1,511,586.40	\$1,656,704.87	\$1,656,704.87	100%	\$1,444,188.44	\$1,444,188.44	100%	\$1,656,704.87	\$0.00	
GENERAL FUND REVENUE										
State PPR	4,676,546.00	4,725,257.38	3,533,055.40	75%	4,496,466.89	3,364,809.90	75%	4,733,285.84	8,028.46	
Investment Interest	1,400.00	2,000.00	3,537.44	177%	1,400.00	1,292.91	92%	4,750.00	2,750.00	
Textbook Fines	250.00	150.00	0.00	-	250.00	110.00	44%	150.00	0.00	
Vending Machine Sales	400.00	400.00	268.63	67%	400.00	343.91	86%	400.00	0.00	
Student Fees	13,500.00	12,992.94	13,087.49	101%	13,500.00	13,415.08	99%	13,090.00	97.06	
Miscellaneous	500.00	2,200.00	2,540.02	115%	3,500.00	3,383.62	97%	2,600.00	400.00	
Donations	1,000.00	1,000.00	1,348.17	135%	3,500.00	3,994.90	114%	1,400.00	400.00	
Developer Contributions	0.00	0.00	4,646.00	-	8,145.00	8,145.00	100%	4,646.00	4,646.00	
Mill Levy Override	22,000.00	23,314.34	11,961.06	51%	23,314.00	11,657.16	50%	23,314.34	0.00	
TOTAL LOCAL REVENUES	4,715,596.00	4,767,314.66	3,570,444.21	75%	4,550,475.89	3,407,152.48	75%	4,783,636.18	16,321.52	
State Capital Construction Funding	166,250.00	171,462.00	98,799.10	58%	119,545.20	74,033.45	62%	173,672.24	2,210.24	@ \$258
State Special Ed - ECEA	83,411.07	83,411.07	56,572.00	68%	83,411.07	75,069.97	90%	62,857.88	(20,553.19)	
Federal IDEA B Special Ed	64,426.49	64,426.49	0.00	-	64,426.49	0.00	-	64,426.49	0.00	
TOTAL STATE AND FEDERAL REVENUES	314,087.56	319,299.56	155,371.10	49%	267,382.76	149,103.42	56%	300,956.61	(18,342.95)	
TOTAL REVENUES	\$5,029,683.56	\$5,086,614.22	\$3,725,815.31	73%	\$4,817,858.65	\$3,556,255.90	74%	\$5,084,592.78	(\$2,021.44)	
REVENUES & BEGINNING FUND BALANCE	\$6,541,269.96	\$6,743,319.09	\$5,382,520.18	80%	\$6,262,047.09	\$5,000,444.34	80%	\$6,741,297.65	(\$2,021.44)	

**Belle Creek Charter School
Revenue and Expense
Budget/Actual**

	FY 2015-2016				FY 2014-15			FY 2015-16		Comments
		February	75%	of the year				Projected	Over/(Under)	
	Adopted Budget	Revised Budget	03/31/16 YTD Actuals	% Budget	Revised Budget	03/31/15 YTD Actuals	% Adj. Budget	Actuals	Adjusted Budget	
GENERAL FUND EXPENSES										
Office of Principal	263,570.00	263,570.00	197,661.04	75%	257,140.00	191,732.62	75%	263,570.00	0.00	75%
Teachers	1,453,100.00	1,453,100.00	1,057,735.83	73%	1,357,770.00	1,008,874.85	74%	1,416,800.00	(36,300.00)	75%
Special Education Teachers	90,695.00	91,445.00	68,734.39	75%	88,480.00	58,309.51	66%	91,445.00	0.00	75%
Special Education Paras	22,900.00	23,400.00	17,403.98	74%	22,350.00	17,588.38	79%	23,400.00	0.00	74%
Teacher Assistants	297,660.00	267,660.00	203,751.94	76%	275,182.80	179,402.87	65%	269,390.00	1,730.00	\$30K READ Act
Substitute Teacher	35,000.00	24,000.00	18,597.60	77%	27,000.00	15,175.50	56%	24,000.00	0.00	77%
Student Services	161,890.00	161,890.00	122,396.07	76%	158,000.00	118,769.00	75%	161,890.00	0.00	76%
Technology Administrator	29,155.00	29,155.00	21,898.26	75%	28,440.00	21,493.45	76%	29,155.00	0.00	75%
Business Services	37,395.00	26,800.00	13,800.00	51%	38,485.51	28,904.97	75%	18,450.00	(8,350.00)	75%
Custodian	126,060.00	126,060.00	89,575.19	71%	122,990.00	89,610.57	73%	126,060.00	0.00	71%
Sick Day Payout	5,500.00	5,500.00	2,455.10	45%	5,500.00	5,247.50	95%	5,500.00	0.00	45%
Pay For Performance Program	50,000.00	46,200.00	46,200.00	100%	32,000.00	32,000.00	100%	46,200.00	0.00	100%
Extra Duty Pay/ Athletic Director	10,100.00	10,100.00	4,325.00	43%	10,100.00	2,700.00	27%	10,100.00	0.00	43%
Overtime	2,000.00	2,000.00	908.85	45%	2,000.00	837.84	42%	2,000.00	0.00	45%
TOTAL SALARIES	2,585,025.00	2,530,880.00	1,865,443.25	74%	2,425,438.31	1,770,647.06	73%	2,487,960.00	(42,920.00)	75%
Medicare	37,483.00	36,697.76	26,344.31	72%	35,168.86	24,784.79	70%	36,075.42	(622.34)	1.45%
PERA	462,719.48	455,558.40	327,203.11	72%	434,153.46	315,572.10	73%	447,832.80	(7,725.60)	18.00%
Health Insurance	431,459.62	500,000.00	370,467.10	74%	367,236.01	297,742.18	81%	500,000.00	0.00	\$50K Extra Contribution
TOTAL BENEFITS	931,662.10	992,256.16	724,014.52	73%	836,558.32	638,099.07	76%	983,908.22	(8,347.94)	
Benefits % of Salaries	36.04%	39.21%	38.81%		34.20%	36.04%		39.55%		
TOTAL SALARIES AND BENEFITS	\$3,516,687.10	\$3,523,136.16	\$2,589,457.77	73%	\$3,261,996.63	\$2,408,746.13	74%	\$3,471,868.22	(\$51,267.94)	
Sal & Ben % of PPR	75%	75%	73%		72%	72%		73%		
Sal & Ben Cost per Student	\$5,288.25	\$5,239.64	\$3,851.07		\$4,911.61	\$3,626.87		\$5,163.40		
Banking Service Fees	500.00	800.00	550.11	69%	500.00	408.42	82%	800.00	0.00	
Facility Lease-Treasure Fees/Bld. Corp. Exp.	4,500.00	4,500.00	2,875.00	64%	4,500.00	2,875.00	64%	4,500.00	0.00	No S&P invoice
Payroll Service	9,060.00	9,060.00	7,544.86	83%	7,000.00	5,196.64	74%	9,060.00	0.00	
Speech Therapist	50,000.00	50,000.00	35,181.25	70%	57,320.00	36,938.12	64%	50,000.00	0.00	PPR LLC
Mental Health Services	18,000.00	18,000.00	12,000.00	67%	0.00	12,000.00	-	18,000.00	0.00	Community Reach
Assessments - Licenses NWEA	7,965.00	7,965.00	7,962.50	100%	8,675.00	7,525.00	87%	7,965.00	0.00	
Assessments - Alpine Achivement	3,000.00	3,000.00	1,476.30	49%	3,000.00	0.00	-	3,000.00	0.00	
Legal Services	1,000.00	1,000.00	192.50	19%	3,000.00	345.00	12%	1,000.00	0.00	
Audit Services	8,250.00	8,250.00	8,250.00	100%	8,000.00	8,250.00	103%	8,250.00	0.00	
Accounting Consulting Services	19,297.00	19,297.00	14,222.75	74%	18,797.00	14,502.75	77%	19,297.00	0.00	
Payroll & Human Resources Services	0.00	23,681.25	12,562.83	53%	0.00	0.00	-	25,270.00	1,588.75	Moved to Eagle Ridge
Nursing Services	8,500.00	15,000.00	11,882.25	79%	7,500.00	5,964.00	80%	15,000.00	0.00	
Background Checks	1,000.00	1,000.00	683.15	68%	1,500.00	671.74	45%	1,000.00	0.00	
Technology Services	1,000.00	1,000.00	480.00	48%	1,590.00	480.00	30%	1,000.00	0.00	
Temporary Staffing Services	15,000.00	30,000.00	13,839.34	46%	15,000.00	12,264.73	82%	30,000.00	0.00	Substitute Teachers
Building Use / Shared Costs	45,000.00	45,000.00	32,593.35	72%	45,000.00	32,459.23	72%	45,000.00	0.00	First / Last Prorated
Purchased Services	192,072.00	237,553.25	162,296.19	68%	181,382.00	139,880.63	77%	239,142.00	1,588.75	

**Belle Creek Charter School
Revenue and Expense
Budget/Actual**

	FY 2015-2016				FY 2014-15			FY 2015-16		Comments
		February	75%	of the year				Projected	Over/(Under)	
	Adopted Budget	Revised Budget	03/31/16 YTD Actuals	% Budget	Revised Budget	03/31/15 YTD Actuals	% Adj. Budget	Actuals	Adjusted Budget	
Water & Sewer	12,000.00	12,000.00	10,704.41	89%	12,000.00	7,242.80	60%	13,000.00	1,000.00	
Utilities - Electric	110,000.00	120,000.00	79,900.96	67%	120,000.00	87,876.51	73%	115,000.00	(5,000.00)	
Utilities - Gas	45,000.00	40,000.00	23,998.00	60%	45,000.00	38,570.01	86%	35,000.00	(5,000.00)	
Waste Disposal	10,600.00	10,600.00	9,429.81	89%	10,500.00	7,464.54	71%	11,400.00	800.00	
Snow Removal	6,500.00	6,500.00	7,733.75	119%	6,000.00	5,953.25	99%	8,500.00	2,000.00	
Repair and Maintenance Grounds	20,000.00	20,000.00	12,160.00	61%	18,000.00	16,233.50	90%	20,000.00	0.00	
Shredding Services	1,000.00	1,000.00	243.47	24%	1,000.00	191.32	19%	1,000.00	0.00	
Building Repair and Maintenance Services	15,000.00	15,000.00	9,588.89	64%	15,000.00	8,560.25	57%	12,000.00	(3,000.00)	
Repair and Maintenance Equipment	55,000.00	65,000.00	72,396.28	111%	50,939.33	46,124.09	91%	95,000.00	30,000.00	
Monitoring & Alarm Service	1,800.00	1,800.00	1,536.00	85%	1,800.00	1,530.00	85%	1,800.00	0.00	
Equipment Rentals	21,600.00	21,600.00	17,055.89	79%	21,600.00	15,748.92	73%	21,600.00	0.00	
Property Related Services	298,500.00	313,500.00	244,747.46	78%	301,839.33	235,495.19	78%	334,300.00	20,800.00	
Liability Insurance	20,330.00	23,148.00	23,148.00	100%	20,330.00	21,625.00	106%	23,148.00	0.00	
Unemployment Insurance	6,658.89	6,658.89	5,019.38	75%	6,464.94	4,843.10	75%	6,658.89	0.00	0.27%
Workers Comp Insurance	30,090.00	30,090.00	18,685.30	62%	29,500.00	23,238.81	79%	26,500.00	(3,590.00)	
Telephone and Internet	9,500.00	9,500.00	7,508.92	79%	9,214.83	7,268.67	79%	9,500.00	0.00	
Postage	1,900.00	1,900.00	1,294.80	68%	1,838.51	1,544.26	84%	1,900.00	0.00	
Advertising / Marketing	1,000.00	1,000.00	1,031.39	103%	1,300.00	355.00	27%	1,200.00	200.00	
Printing Binding and Duplication	40.00	40.00	0.00	-	40.00	0.00	-	40.00	0.00	
Staff Development Fees and Travel	8,000.00	8,000.00	2,281.70	29%	5,000.00	3,712.78	74%	8,000.00	0.00	
Other Purchased Services	77,518.89	80,336.89	58,969.49	73%	73,688.28	62,587.62	85%	76,946.89	(3,390.00)	
District Purchase Service Central Admin.	78,667.38	81,360.40	60,746.04	75%	76,376.10	88,134.28	115%	81,360.40	0.00	\$115.00
District Purchase Service Instructional Sup.	42,418.82	43,658.93	32,744.20	75%	41,183.32	0.00	-	43,658.93	0.00	\$62.01
District Purchased Services Required	121,086.20	125,019.33	93,490.24	75%	117,559.42	88,134.28	75%	125,019.33	0.00	7.55%
District Purchase Service OT/PT/PSY	40,000.00	40,000.00	7,226.08	18%	55,000.00	28,381.92	52%	40,000.00	0.00	Psychology Add FY15
District Purchase Service Transportation	12,700.00	12,700.00	0.00	-	12,700.00	0.00	-	12,700.00	0.00	+ Sports Transportation
District Purchased Services Optional	52,700.00	52,700.00	7,226.08	14%	67,700.00	28,381.92	42%	52,700.00	0.00	1.11%
Instructional Supplies and Materials	100,000.00	100,000.00	46,426.72	46%	146,204.76	34,611.67	24%	80,000.00	(20,000.00)	
Staff Development Supplies	1,000.00	1,000.00	(67.53)	-7%	1,000.00	0.00	-	1,000.00	0.00	
Custodial Supplies	11,000.00	11,000.00	8,510.28	77%	11,000.00	8,419.14	77%	11,000.00	0.00	
Office Supplies	5,000.00	5,000.00	4,436.34	89%	6,000.00	2,520.78	42%	6,000.00	1,000.00	
Technology Supplies	5,000.00	5,000.00	985.87	20%	4,000.00	2,112.93	53%	1,500.00	(3,500.00)	
Health / Medical / Safety Supplies	1,600.00	1,600.00	926.61	58%	1,600.00	1,157.93	72%	1,600.00	0.00	
Vehicle Fuel	1,000.00	1,000.00	24.22	2%	1,000.00	93.73	9%	1,000.00	0.00	
Vehicle Maintenance	1,000.00	1,000.00	509.77	51%	1,000.00	66.47	7%	1,000.00	0.00	
Supplies and Materials	125,600.00	125,600.00	61,752.28	49%	171,804.76	48,982.65	29%	103,100.00	(22,500.00)	

**Belle Creek Charter School
Revenue and Expense
Budget/Actual**

	FY 2015-2016				FY 2014-15			FY 2015-16		Comments
		February	75%	of the year				Projected	Over/(Under)	
	Adopted Budget	Revised Budget	03/31/16 YTD Actuals	% Budget	Revised Budget	03/31/15 YTD Actuals	% Adj. Budget	Actuals	Adjusted Budget	
Facility Lease - Building Corp.	579,500.00	579,500.00	432,326.74	75%	579,500.00	433,313.30	75%	579,500.00	0.00	
Furniture, Fixtures and Equipment	85,000.00	85,000.00	12,893.50	15%	40,000.00	3,720.99	9%	30,000.00	(55,000.00)	
Leases and Fixed Assets	\$664,500.00	664,500.00	\$445,220.24	67%	\$619,500.00	\$437,034.29	71%	609,500.00	(\$55,000.00)	
Board Misc. Expenses/Employee Gift Cards	6,200.00	6,200.00	3,534.00	57%	0.00	180.00	-	7,000.00	800.00	Gift Cards - Salaries
Instructional Dues and Fees/ CLCS	4,700.00	5,307.80	4,958.08	93%	4,700.00	3,992.25	85%	5,307.80	0.00	\$406 FCC License / \$7.29 CLC
Board of Directors Conference/Travel	2,000.00	2,000.00	0.00	-	2,000.00	0.00	-	1,200.00	(800.00)	
Dues / Fees / Miscellaneous	12,900.00	13,507.80	8,492.08	63%	6,700.00	4,172.25	62%	13,507.80	0.00	
TOTAL EXPENDITURES	\$5,061,564.19	\$5,135,853.43	\$3,671,651.83	71%	\$4,802,170.43	\$3,453,414.96	72%	\$5,026,084.24	(\$109,769.19)	
Operating Reserve Unrestricted	306,641.77	432,613.06	590,091.35	136%	334,048.66	407,398.38	122%	543,653.89	111,040.83	
Operating Reserve 7.5% Target	379,617.00	354,177.00	354,177.00	100%	360,163.00	342,879.00	95%	354,177.00	0.00	18%
Assigned for Insurance Pool	250,000.00	275,000.00	250,000.00	91%	250,000.00	250,000.00	100%	275,000.00	0.00	
Assigned for Capital Projects	220,000.00	220,000.00	200,000.00	91%	200,000.00	200,000.00	100%	220,000.00	0.00	
Building Repair & Replacement Reserve 2%	81,600.00	81,600.00	81,600.00	100%	81,600.00	81,600.00	100%	81,600.00	0.00	
3% Tabor Reserve	151,847.00	154,075.60	145,000.00	94%	144,065.00	137,152.00	95%	150,782.53	(3,293.08)	
Special Education Legal Reserve	90,000.00	90,000.00	90,000.00	100%	90,000.00	128,000.00	142%	90,000.00	0.00	
RESERVES / ENDING FUND BALANCE	1,479,705.77	1,607,465.66	1,710,868.35	106%	1,459,876.66	1,547,029.38	106%	1,715,213.42	107,747.75	
TOTAL BUDGET	\$6,541,269.96	\$6,743,319.09	\$5,382,520.18	80%	\$6,262,047.09	\$5,000,444.34	80%	\$6,741,297.65	(\$2,021.44)	
Total Revenues	\$6,541,269.96	\$6,743,319.09	\$5,382,520.18	80%	\$6,262,047.09	\$5,000,444.34	80%	\$6,741,297.65	(2,021.44)	
Difference between Revenues & Total Budget	0.00	0.00	0.00		0.00	0.00		0.00	0.00	
Change in Fund Balance	(31,880.63)	(49,239.21)	54,163.48		15,688.22	102,840.94		58,508.55	107,747.75	

**Belle Creek Charter School
Revenue and Expense
Budget/Actual**

	FY 2015-2016				FY 2014-15			FY 2015-16		Comments
		February	75%	of the year				Projected	Over/(Under)	
	Adopted Budget	Revised Budget	03/31/16 YTD Actuals	% Budget	Revised Budget	03/31/15 YTD Actuals	% Adj. Budget	Actuals	Adjusted Budget	
Grants Fund										
BEGINNING FUND BALANCE	\$0.00	\$0.00	\$0.00	-	\$0.00	\$0.00	-	\$0.00		
GRANTS FUND REVENUE										
ELPA	40,000.00	49,708.10	49,708.10	100%	36,010.00	44,789.00	124%	49,708.10	0.00	Updated 10/15
TITLE IIA Staff Development	7,595.00	7,237.00	0.00	-	7,595.00	0.00	-	7,237.00	0.00	
State Gifted and Talented	850.00	1,099.95	0.00	-	460.00	0.00	-	1,099.95	0.00	
READ Act	25,000.00	46,602.02	46,602.02	100%	24,721.86	6,574.24	27%	46,602.02	0.00	\$10,367 Carryover
Other Grant Local	0.00	0.00	0.00	-	0.00	0.00	-	0.00	0.00	
Total Revenue	\$73,445.00	\$104,647.07	\$96,310.12	92%	\$68,786.86	\$51,363.24	75%	\$104,647.07	\$0.00	
REVENUES & BEGINNING FUND BALANCE	\$73,445.00	\$104,647.07	\$96,310.12	92%	\$68,786.86	\$51,363.24	75%	\$104,647.07	\$0.00	
GRANTS FUND EXPENDITURES										
ELPA				-			-			
Salaries	40,000.00	18,448.70	5,493.00	30%	36,010.00	7,117.69	20%	17,529.51	(919.19)	
Equipment	0.00	32,178.59	32,178.59	100%		100.00		32,178.59	0.00	New Computers
TITLE IIA Staff Development - Salary	7,595.00	7,237.00	7,237.00	100%	7,595.00	7,595.00	100%	7,237.00	0.00	
Gifted and Talented	850.00	1,100.00	1,100.00	100%	460.00	850.00	185%	1,099.95	(0.05)	
READ Act.										
Salary & Benefits	25,000.00	45,000.00	18,890.56	42%	24,721.86	20,107.64	81%	45,000.00	0.00	
Instructional Supplies & Materials	0.00	1,602.02	1,789.74	112%	0.00	0.00	-	1,602.02	0.00	
Other Grant Local	0.00	0.00	0.00	-	0.00	0.00	-	0.00	0.00	
Total Expenditures	\$73,445.00	\$105,566.31	\$66,688.89	63%	\$68,786.86	\$35,770.33	52%	\$104,647.07	(\$919.24)	
Operating Reserve Unrestricted	0.00	0.00	29,621.23	-	0.00	15,592.91	-	0.00	0.00	
RESERVES / ENDING FUND BALANCE	\$0.00	\$0.00	\$29,621.23	-	\$0.00	\$15,592.91	-	\$0.00	\$0.00	
TOTAL BUDGET	\$73,445.00	\$105,566.31	\$96,310.12	91%	\$68,786.86	\$51,363.24	75%	\$104,647.07	(\$919.24)	

**Belle Creek Charter School
Revenue and Expense
Budget/Actual**

	FY 2015-2016				FY 2014-15			FY 2015-16		Comments
	Adopted Budget	February Revised Budget	75% 03/31/16 YTD Actuals	% of the year Budget	Revised Budget	03/31/15 YTD Actuals	% Adj. Budget	Projected Actuals	Over/(Under) Adjusted Budget	
	Student Activity Fund									
BEGINNING FUND BALANCE / LIABILITY	\$25,000.00	\$31,305.20	\$31,305.20	100%	\$25,094.19	\$25,094.19	100%	\$31,305.20	0.00	
STUDENT ACTIVITY FUND REVENUE										
Scholastic Book Fair / Library	5,500.00	5,500.00	2,879.20	52%	5,500.00	215.75	4%	5,500.00	0.00	
Field Trips	12,000.00	12,000.00	6,799.84	57%	12,000.00	5,781.20	48%	12,000.00	0.00	
National Honor Society	500.00	1,500.00	275.78	18%	500.00	367.27	73%	1,500.00	0.00	
Student Council	1,500.00	1,000.00	1,178.56	118%	1,500.00	155.40	10%	1,000.00	0.00	
Uniforms / Sports	10,000.00	27,000.00	38,476.67	143%	25,000.00	22,427.50	90%	27,000.00	0.00	
Cheerleaders	5,000.00	5,000.00	3,340.15	67%	5,000.00	4,268.21	85%	5,000.00	0.00	
Lockers and Locks	1,450.00	0.00	0.00	-	1,450.00	0.00	-	0.00	0.00	
Planners	6,000.00	0.00	0.00	-	0.00	0.00	-	0.00	0.00	
Yearbooks/Other	7,000.00	7,000.00	105.00	2%	7,000.00	915.00	13%	7,000.00	0.00	
Music/Band	2,000.00	5,000.00	3,213.00	64%	2,000.00	782.75	39%	5,000.00	0.00	
Music Store	1,000.00	1,000.00	816.00	82%	1,000.00	50.00	5%	1,000.00	0.00	
Art Club	1,000.00	1,000.00	173.00	17%	1,000.00	303.00	30%	1,000.00	0.00	
Fundraisers	25,000.00	25,000.00	171.00	1%	25,000.00	23,761.91	95%	25,000.00	0.00	
PTO	10,000.00	5,000.00	800.00	16%	10,000.00	1,499.94	15%	5,000.00	0.00	
Staff Social Committee	1,000.00	1,000.00	385.00	39%	1,000.00	338.07	34%	1,000.00	0.00	
Total Revenue	\$88,950.00	\$97,000.00	\$58,613.20	60%	\$97,950.00	\$60,866.00	62%	\$97,000.00	\$0.00	
REVENUES & BEGINNING FUND BALANCE	\$113,950.00	\$128,305.20	\$89,918.40	70%	\$123,044.19	\$85,960.19	70%	\$128,305.20	\$0.00	
Scholastic Book Fair / Library	5,500.00	5,500.00	2,511.12	46%	5,500.00	4,381.40	80%	5,500.00	0.00	
Field Trips	12,000.00	12,000.00	6,624.00	55%	12,000.00	5,471.00	46%	12,000.00	0.00	
National Honor Society	500.00	1,500.00	0.00	-	500.00	377.11	75%	1,500.00	0.00	
Student Council	1,500.00	1,000.00	155.49	16%	1,500.00	155.40	10%	1,000.00	0.00	
Uniforms / Sports	10,000.00	27,000.00	37,261.49	138%	25,000.00	20,507.47	82%	27,000.00	0.00	
Cheerleaders	5,000.00	5,000.00	3,585.18	72%	5,000.00	4,397.92	88%	5,000.00	0.00	
Lockers and Locks	1,450.00	0.00	0.00	-	1,450.00	0.00	-	0.00	0.00	
Planners	6,000.00	0.00	0.00	-	0.00	0.00	-	0.00	0.00	
Yearbooks/Other	7,000.00	7,000.00	1,558.43	22%	7,000.00	0.00	-	7,000.00	0.00	
Music/Band	2,000.00	5,000.00	0.00	-	2,000.00	1,199.13	60%	5,000.00	0.00	
Music Store	1,000.00	1,000.00	0.00	-	1,000.00	0.00	-	1,000.00	0.00	
Art Club	1,000.00	1,000.00	499.99	50%	1,000.00	0.00	-	1,000.00	0.00	
Fundraisers	25,000.00	25,000.00	800.40	3%	25,000.00	13,615.30	54%	25,000.00	0.00	
PTO	10,000.00	5,000.00	0.00	-	10,000.00	1,499.94	15%	5,000.00	0.00	
Staff Social Committee	1,000.00	1,000.00	373.59	37%	1,000.00	130.00	13%	1,000.00	0.00	
Total Expenditures	\$88,950.00	\$97,000.00	\$53,369.69	55%	\$97,950.00	\$51,734.67	53%	\$97,000.00	\$0.00	
Operating Reserve Unrestricted	25,000.00	31,305.20	36,548.71	117%	25,094.19	34,225.52	136%	31,305.20	0.00	
RESERVES / ENDING FUND BALANCE	\$25,000.00	\$31,305.20	\$36,548.71	117%	\$25,094.19	\$34,225.52	136%	\$31,305.20	\$0.00	
TOTAL BUDGET	\$113,950.00	\$128,305.20	\$89,918.40	70%	\$123,044.19	\$85,960.19	70%	\$128,305.20	\$0.00	

**Belle Creek Charter School
Revenue and Expense
Budget/Actual**

	FY 2015-2016				FY 2014-15			FY 2015-16		Comments
		February	75%	of the year				Projected	Over/(Under)	
	Adopted Budget	Revised Budget	03/31/16 YTD Actuals	% Budget	Revised Budget	03/31/15 YTD Actuals	% Adj. Budget	Actuals	Adjusted Budget	
All Funds										
Beginning Fund Balance	1,536,586.40	1,688,010.07	1,688,010.07	100%	1,469,282.63	1,469,282.63	100%	1,688,010.07	0.00	
Revenues	5,192,078.56	5,288,261.29	3,880,738.63	73%	4,984,595.51	3,668,485.14	74%	5,286,239.85	(2,021.44)	
REVENUES & BEGINNING FUND BALANCE	\$6,728,664.96	\$6,976,271.36	\$5,568,748.70	80%	\$6,453,878.14	\$5,137,767.77	80%	\$6,974,249.92	(\$2,021.44)	
Expenditures	5,223,959.19	5,338,419.74	3,791,710.41	71%	4,968,907.29	3,540,919.96	71%	5,227,731.31	(110,688.43)	
EXPENDITURES & TRANSFERS	\$5,223,959.19	\$5,338,419.74	\$3,791,710.41	71%	\$4,968,907.29	\$3,540,919.96	71%	\$5,227,731.31	(\$110,688.43)	
RESERVES / ENDING FUND BALANCE	\$1,504,705.77	\$1,638,770.86	\$1,777,038.29	108%	\$1,484,970.85	\$1,596,847.81	108%	\$1,746,518.62	\$107,747.75	
TOTAL BUDGET	\$6,728,664.96	\$6,977,190.60	\$5,568,748.70	80%	\$6,453,878.14	\$5,137,767.77	80%	\$6,974,249.92	(\$2,940.68)	
CHANGE IN FUND BALANCE	(\$31,880.63)	(\$49,239.21)	\$89,028.22	-181%	\$15,688.22	\$127,565.18	813%	\$58,508.55	\$107,747.75	

Reserve Requirements:

\$59,406.99

Special Education Reserve:

\$2,000 per Special Education Student. Original count date 12/1/03 (16 Kids- Not verified). 1/5th to be deposited each year.

January 1, 2008 this amount shall be adjusted up or down based upon 12/1/2007 student count.

Thereafter, recalculated every five years. 2013, 2018, etc.

Special Education Count on 12/1/2007 was 64

64 x \$2,000 = \$128,000

December 2013 Count = 45

x \$2,000 per student = \$90,000

December 2015 Count = 38

**Belle Creek Charter School Student Activity Report
As of March 31, 2016**

Account	Beginning Balance	Credit (Deposits)	Total Revenue	Debit (Expenses)	Balance
Art Club	1,692.73	173.00	1,865.73	(499.99)	1,365.74
Band Booster Club/Music Donation	4,709.68	3,213.00	7,922.68	0.00	7,922.68
Cheerleading	1,165.40	3,340.15	4,505.55	(3,585.18)	920.37
Field Trip	2,332.59	6,799.84	9,132.43	(6,624.00)	2,508.43
Music Store	1,455.46	816.00	2,271.46	0.00	2,271.46
National Honor Society	0.00	275.78	275.78	0.00	275.78
Fund Raisers	5,107.31	171.00	5,278.31	(800.40)	4,477.91
Library Books	6,574.54	2,879.20	9,453.74	(2,511.12)	6,942.62
Other Pupil Activities	630.67	85.00	715.67	(1,558.43)	(842.76)
Scholastic Book Fair	252.40	0.00	252.40	0.00	252.40
Sports	0.00	38,476.67	38,476.67	(37,261.49)	1,215.18
Staff Social Committee	766.67	385.00	1,151.67	(373.59)	778.08
Student Council	583.99	1,178.56	1,762.55	(155.49)	1,607.06
Uniforms	0.00	0.00	0.00	0.00	0.00
Year Book	5,509.12	20.00	5,529.12	0.00	5,529.12
PTO	524.64	800.00	1,324.64	0.00	1,324.64
TOTAL	31,305.20	58,613.20	89,918.40	(53,369.69)	36,548.71