

Belle Creek Charter School

2016 - 2017
Budget
vs. YTD Actuals

As of December 31, 2016

Last Updated: 1/12/2017















Belle Creek Charter School
"First Comes Learning"
9290 E. 107th Ave.
Henderson, CO 80640
303-468-0160

Prepared By:
Boos Financial Services, Inc.
Rick Boos, CEO
303-722-5634

Belle Creek Charter School Financial Dashboard

As of December 31, 2016

		ACTUALS		Benchmarks		
Indicator	Calculation	12/31/2016		Red	YELLOW	GREEN
Months of Unrestricted Cash		 5.73 		< 1	1 - 3	> 3
	Unrestricted Cash	\$2,435,303.78				
	Total Projected Actual Expenditures	\$5,103,057.13				
Payroll/Benefits % of Revenue		 73% 		< 50% or > 70%	In line with Board Goals	50% - 70%
	Total Projected Salary & Benefits	\$3,513,930.89				
	Total Projected Revenues	\$4,823,236.26				
Facility Cost % of Revenue		 12% 		> 20%	16% - 20%	< 16%
	Total Projected Facility Lease & Loan	\$576,700.00				
	Total Projected Revenues	\$4,823,236.26				
Surplus/(Deficit) % of Expenditures	Based upon larger than 10% Unrestricted Operating Reserve	 -5.48% 		-2.0% or > 20.0%	-1.99% - .99%	1% - 20%
	Projected Change in Fund Balance	(\$279,820.86)				
	Total Projected Actual Expenditures	\$5,103,057.13				
Instructional Staff to Students		 12.88 		> 20	16 - 20	< 16
	Instructional Staff	48.35				
	Students	622.66				
Total Staff to Students		 10.41 		> 18	12.01 - 18	< = 12
	Total Staff	59.84				
	Students	622.66				
State UIP Rating		 PERFORMANCE		Priority Improvement or Turnaround	Improvement	Performance

\$144,697.09

Belle Creek Charter School

Statement of Financial Position

As of December 31, 2016

					Prior Year	
		Total All Funds	GFAAG	General Fund	Pupil Activities	General Fund
Assets						
Current Assets:						
Cash Operating Account	8101	\$218,373.98		\$185,292.43	\$33,081.55	\$175,962.12
Payroll Account	8106	272,824.50		272,824.50	0.00	259,387.33
CSAFE/Colotrust/Investments	8111	1,976,686.85		1,976,686.85	0.00	1,365,669.15
CNIC / Flex	8104	100,906.91		100,906.91	0.00	107,071.11
Investment Held By Trustee	8113	87,608.85		87,608.85	0.00	82,157.82
Petty Cash	8103	500.00		500.00	0.00	500.00
Subtotal Cash		<u>2,656,901.09</u>		<u>2,623,819.54</u>	<u>33,081.55</u>	<u>1,990,747.53</u>
Grants Receivable	8142	(8,492.23)		(8,492.23)	0.00	(32,901.71)
A/R BECS	8153	0.00		0.00	0.00	0.00
A/R General	8153	60.00		60.00	0.00	619.04
A/R District 27J	8153	(214,107.70)		(214,107.70)	0.00	0.00
A/R Eagle Ridge	8153	0.00		0.00	0.00	0.00
Prepaid Exp. Other	8181	0.00		0.00	0.00	0.00
Deposits/Legal Retainer	8191	1,000.00		1,000.00	0.00	1,000.00
Subtotal Other Current Assets		<u>(221,539.93)</u>		<u>(221,539.93)</u>	<u>0.00</u>	<u>(31,282.67)</u>
Fixed Assets (Equipment) Net	8241	<u>11,195.00</u>	<u>11,195.00</u>	<u>0.00</u>	<u>0.00</u>	<u>0.00</u>
Total Assets		<u><u>2,446,556.16</u></u>	<u><u>11,195.00</u></u>	<u><u>2,402,279.61</u></u>	<u><u>33,081.55</u></u>	<u><u>1,959,464.86</u></u>
Liabilities and Fund Equity						
Current Liabilities:						
Accounts Payable - General	7421	19,367.95		19,367.95	0.00	36,286.29
Accrued Salaries & Benefits	7461	190,716.43		190,716.43	0.00	183,086.25
Payroll Liabilities	7471	70,242.63		70,242.63	0.00	61,833.71
Deferred Revenue	7482	0.00		0.00	0.00	0.00
Incurred Not Reported Claims/Flex	7499	146,166.98		146,166.98	0.00	58,743.81
Subtotal Current Liabilities		<u>426,493.99</u>		<u>426,493.99</u>	<u>0.00</u>	<u>339,950.06</u>
Fund Equity						
Operating Reserve Unrestricted	6770	801,008.62		801,008.62	0.00	479,883.80
Reserves 7.5% Operating	6770	354,177.00		354,177.00	0.00	342,879.00
Assigned for Insurance Pool	6760	275,000.00		275,000.00	0.00	250,000.00
Assigned for Capital Projects	6760	220,000.00		220,000.00	0.00	200,000.00
Reserves Repair & Replacement	6720	81,600.00		81,600.00	0.00	81,600.00
Tabor Reserve	6721	154,000.00		154,000.00	0.00	137,152.00
Reserves SPED Legal Reserve	6720	90,000.00		90,000.00	0.00	128,000.00
Reserve for Prepaid Expenses	6752	0.00		0.00	0.00	0.00
Investment in Fixed Assets	6711	11,195.00	11,195.00	0.00	0.00	0.00
Reserved for Pupil Activity	6770	33,081.55		0.00	33,081.55	0.00
Subtotal Fund Equity		<u>2,020,062.17</u>	<u>11,195.00</u>	<u>1,975,785.62</u>	<u>33,081.55</u>	<u>1,619,514.80</u>
Total Liabilities and Fund Equity		<u><u>\$2,446,556.16</u></u>	<u><u>\$11,195.00</u></u>	<u><u>\$2,402,279.61</u></u>	<u><u>\$33,081.55</u></u>	<u><u>\$1,959,464.86</u></u>

**Belle Creek Charter School
Revenue and Expense
Budget/Actual**

	FY 2016-2017			FY 2015-2016			FY 2016-17		Comments
	December	50%	of the year				Projected	Over/(Under)	
	Adopted Budget	12/31/16 YTD Actuals	% Budget	Revised Budget	12/31/15 YTD Actuals	% Adj. Budget	Actuals	Adjusted Budget	
Funded Pupil Count	665.00 \$7,144.98	622.66 \$7,155.22		672.40 \$7,027.45	672.40 \$7,039.41		622.66 \$7,151.84	(42.34) 6.86	
General Fund									
BEGINNING FUND BALANCE	\$1,739,473.68	\$1,852,745.86	107%	\$1,656,704.87	\$1,656,704.87	100%	\$1,852,745.86	\$113,272.18	
GENERAL FUND REVENUE									
State PPR	4,751,411.70	2,475,003.27	52%	4,725,257.38	2,340,853.42	50%	4,453,164.69	(298,247.01)	
Investment Interest	4,750.00	6,507.48	137%	2,000.00	1,654.58	83%	11,000.00	6,250.00	
Textbook Fines	0.00	0.00	-	150.00	0.00	-	0.00	0.00	
Vending Machine Sales	400.00	93.75	23%	400.00	142.48	36%	400.00	0.00	
Student Fees	13,090.00	12,840.00	98%	12,992.94	13,007.94	100%	12,900.00	(190.00)	
Miscellaneous	3,672.04	1,541.90	42%	2,200.00	2,205.02	100%	3,672.04	0.00	
Donations	1,400.00	2,688.47	192%	1,000.00	300.00	30%	2,346.27	946.27	
Developer Contributions	0.00	16,924.00	-	0.00	0.00	-	16,924.00	16,924.00	
Mill Levy Override	23,314.34	0.00	-	23,314.34	0.00	-	23,314.34	0.00	
TOTAL LOCAL REVENUES	4,798,038.08	2,515,598.87	52%	4,767,314.66	2,358,163.44	49%	4,523,721.34	(274,316.74)	
State Capital Construction Funding	171,570.00	61,807.16	36%	171,462.00	56,445.20	33%	171,835.48	265.48	@ \$275.97
State Special Ed - ECEA	62,857.88	63,399.41	101%	83,411.07	0.00	-	63,399.41	541.53	
Additional At-Risk Funding	0.00	0.00	-	0.00	0.00	-	0.00	0.00	
Federal IDEA B Special Ed	64,200.00	0.00	-	64,426.49	0.00	-	64,280.03	80.03	
TOTAL STATE AND FEDERAL REVENUES	298,627.88	125,206.57	42%	319,299.56	56,445.20	18%	299,514.92	887.04	
TOTAL REVENUES	\$5,096,665.96	\$2,640,805.44	52%	\$5,086,614.22	\$2,414,608.64	47%	\$4,823,236.26	(\$273,429.70)	
REVENUES & BEGINNING FUND BALANCE	\$6,836,139.64	\$4,493,551.30	66%	\$6,743,319.09	\$4,071,313.51	60%	\$6,675,982.12	(\$160,157.52)	

**Belle Creek Charter School
Revenue and Expense
Budget/Actual**

	FY 2016-2017			FY 2015-2016			FY 2016-17		
	December	50%	of the year					Over/(Under)	
	Adopted Budget	12/31/16 YTD Actuals	% Budget	Revised Budget	12/31/15 YTD Actuals	% Adj. Budget	Projected Actuals	Adjusted Budget	Comments
GENERAL FUND EXPENSES									
Office of Principal	248,500.00	131,687.71	53%	263,570.00	131,573.71	50%	257,625.00	9,125.00	51%
Teachers	1,477,020.00	726,108.86	49%	1,453,100.00	705,739.06	49%	1,466,711.94	(10,308.06)	ELPA & Tech Adjustment
Special Education Teachers	94,130.00	46,798.11	50%	91,445.00	45,998.41	50%	94,130.00	0.00	50%
Special Education Paras	23,710.00	11,955.12	50%	23,400.00	11,600.18	50%	23,710.00	0.00	50%
Teacher Assistants	275,800.00	122,437.70	44%	267,660.00	129,320.64	48%	267,800.00	(8,000.00)	\$30K READ Act
Substitute Teacher	24,960.00	7,691.00	31%	24,000.00	11,399.88	47%	24,960.00	0.00	31%
Student Services	167,550.00	81,553.06	49%	161,890.00	81,334.67	50%	167,550.00	0.00	49%
Technology Administrator	30,610.00	15,195.49	50%	29,155.00	14,575.14	50%	30,610.00	0.00	50%
Business Services	19,100.00	9,494.05	50%	26,800.00	9,187.50	34%	19,100.00	0.00	50%
Custodian	125,900.00	63,012.28	50%	126,060.00	59,716.02	47%	125,900.00	0.00	50%
Sick Day Payout	5,500.00	3,766.70	68%	5,500.00	2,455.10	45%	3,766.70	(1,733.30)	100%
Pay For Performance Program	10,000.00	0.00	-	46,200.00	46,200.00	100%	0.00	(10,000.00)	#DIV/0!
Extra Duty Pay/ Athletic Director	10,000.00	2,314.96	23%	10,100.00	2,500.00	25%	10,000.00	0.00	23%
Overtime	2,080.00	1,692.62	81%	2,000.00	730.40	37%	2,080.00	0.00	81%
TOTAL SALARIES	2,514,860.00	1,223,707.66	49%	2,530,880.00	1,252,330.71	49%	2,493,943.64	(20,916.36)	49%
Medicare	36,465.47	16,960.14	47%	36,697.76	17,475.96	48%	36,162.18	(303.29)	1.45%
PERA	487,882.84	223,203.31	46%	455,558.40	212,232.95	47%	483,825.07	(4,057.77)	PERA Refund \$16.6K
Health Insurance	500,000.00	268,381.88	54%	500,000.00	251,850.30	50%	500,000.00	0.00	\$50K Extra Contribution
TOTAL BENEFITS	1,024,348.31	508,545.33	50%	992,256.16	481,559.21	49%	1,019,987.25	(4,361.06)	
Benefits % of Salaries	40.73%	41.56%		39.21%	38.45%		40.90%		
TOTAL SALARIES AND BENEFITS	\$3,539,208.31	\$1,732,252.99	49%	\$3,523,136.16	\$1,733,889.92	49%	\$3,513,930.89	(\$25,277.42)	
Sal & Ben % of PPR	74%	70%		75%	74%		79%		
Sal & Ben Cost per Student	\$5,322.12	\$2,782.02		\$5,239.64	\$2,578.66		\$5,643.42		
Banking Service Fees	800.00	384.93	48%	800.00	428.43	54%	800.00	0.00	
Facility Lease-Treasure Fees/Bld. Corp. Exp.	4,500.00	2,875.00	64%	4,500.00	2,875.00	64%	4,500.00	0.00	No S&P invoice
Payroll Service	8,260.00	3,449.99	42%	9,060.00	5,025.16	55%	8,260.00	0.00	
Speech Therapist	45,000.00	26,833.50	60%	50,000.00	23,367.50	47%	45,000.00	0.00	PPR LLC
Mental Health Services	18,000.00	6,000.00	33%	18,000.00	7,500.00	42%	18,000.00	0.00	Community Reach
Assessments - Licenses NWEA	7,965.00	8,192.50	103%	7,965.00	7,962.50	100%	8,192.50	227.50	
Assessments - Alpine Achivement	3,000.00	2,757.30	92%	3,000.00	1,476.30	49%	2,757.30	(242.70)	
Legal Services	3,000.00	660.00	22%	1,000.00	0.00	-	3,000.00	0.00	
Audit Services	9,000.00	7,000.00	78%	8,250.00	6,500.00	79%	9,000.00	0.00	
Accounting Consulting Services	21,300.00	11,150.00	52%	19,297.00	9,648.50	50%	21,800.00	500.00	\$500 Erate Consult
Payroll & Human Resources Services	27,800.00	7,114.51	26%	23,681.25	12,562.83	53%	27,800.00	0.00	
Nursing Services	15,000.00	6,063.50	40%	15,000.00	9,672.25	64%	15,000.00	0.00	
Background Checks	1,000.00	493.50	49%	1,000.00	557.80	56%	1,000.00	0.00	
Technology Services	1,000.00	480.00	48%	1,000.00	0.00	-	1,000.00	0.00	
Temporary Staffing Services	30,000.00	6,478.02	22%	30,000.00	13,839.34	46%	30,000.00	0.00	Substitute Teachers
Building Use / Shared Costs	45,000.00	15,558.97	35%	45,000.00	20,119.35	45%	48,000.00	3,000.00	First / Last Prorated
Purchased Services	240,625.00	105,491.72	44%	237,553.25	121,534.96	51%	244,109.80	3,484.80	

**Belle Creek Charter School
Revenue and Expense
Budget/Actual**

	FY 2016-2017			FY 2015-2016			FY 2016-17		Comments
	December	50%	of the year				Projected	Over/(Under)	
	Adopted Budget	12/31/16 YTD Actuals	% Budget	Revised Budget	12/31/15 YTD Actuals	% Adj. Budget	Actuals	Adjusted Budget	
Water & Sewer	14,600.00	6,723.10	46%	12,000.00	8,889.24	74%	14,600.00	0.00	
Utilities - Electric	115,000.00	56,723.19	49%	120,000.00	58,554.74	49%	110,000.00	(5,000.00)	
Utilities - Gas	35,000.00	14,953.91	43%	40,000.00	11,390.40	28%	35,000.00	0.00	
Waste Disposal	11,600.00	6,796.62	59%	10,600.00	5,497.59	52%	13,380.00	1,780.00	
Snow Removal	8,000.00	2,115.50	26%	6,500.00	3,348.50	52%	8,000.00	0.00	
Repair and Maintenance Grounds	20,000.00	11,162.00	56%	20,000.00	11,690.00	58%	20,000.00	0.00	
Shredding Services	1,000.00	227.08	23%	1,000.00	144.93	14%	1,000.00	0.00	
Building Repair and Maintenance Services	15,000.00	37,057.52	247%	15,000.00	6,554.83	44%	60,913.00	45,913.00	LED \$45,913
Repair and Maintenance Equipment	95,000.00	41,797.45	44%	65,000.00	43,437.96	67%	95,000.00	0.00	
Monitoring & Alarm Service	1,800.00	1,368.00	76%	1,800.00	1,368.00	76%	1,800.00	0.00	
Equipment Rentals	21,600.00	11,367.88	53%	21,600.00	10,902.95	50%	22,900.00	1,300.00	
Property Related Services	338,600.00	190,292.25	56%	313,500.00	161,779.14	52%	382,593.00	43,993.00	
Liability Insurance	23,500.00	23,818.00	101%	23,148.00	23,148.00	100%	23,818.00	318.00	
Unemployment Insurance	6,750.00	3,288.17	49%	6,658.89	3,390.28	51%	6,750.00	0.00	0.27%
Workers Comp Insurance	27,000.00	11,513.48	43%	30,090.00	11,408.00	38%	25,000.00	(2,000.00)	
Telephone and Internet	12,000.00	6,138.59	51%	9,500.00	5,026.33	53%	12,000.00	0.00	
Postage	1,900.00	1,085.47	57%	1,900.00	768.80	40%	1,900.00	0.00	
Advertising / Marketing	1,300.00	587.13	45%	1,000.00	268.40	27%	1,300.00	0.00	
Printing Binding and Duplication	100.00	0.00	-	40.00	0.00	-	100.00	0.00	
Staff Development Fees and Travel	9,000.00	10,095.37	112%	8,000.00	1,124.96	14%	11,000.00	2,000.00	\$8K Transition
Other Purchased Services	81,550.00	56,526.21	69%	80,336.89	45,134.77	56%	81,868.00	318.00	
District Purchase Service Central Admin.	83,801.21	46,142.78	55%	81,360.40	61,961.17	76%	79,077.82	(4,723.39)	\$127.00
District Purchase Service Instructional Sup.	44,968.70	17,113.81	38%	43,658.93	0.00	-	34,227.62	(10,741.08)	\$54.97
District Purchased Services Required	128,769.91	63,256.59	49%	125,019.33	61,961.17	50%	113,305.44	(15,464.47)	2.54%
District Purchase Service OT/PT/PSY	40,000.00	2,934.78	7%	40,000.00	4,128.00	10%	40,000.00	0.00	Psychology Add FY15
District Purchase Service Transportation	12,700.00	0.00	-	12,700.00	0.00	-	12,700.00	0.00	+ Sports Transportation
District Purchased Services Optional	52,700.00	2,934.78	6%	52,700.00	4,128.00	8%	52,700.00	0.00	
Instructional Supplies and Materials	80,000.00	51,779.26	65%	100,000.00	36,846.51	37%	65,000.00	(15,000.00)	
Staff Development Supplies	1,000.00	453.55	45%	1,000.00	(67.53)	-7%	1,000.00	0.00	
Custodial Supplies	11,000.00	6,483.78	59%	11,000.00	5,911.35	54%	11,000.00	0.00	
Office Supplies	6,000.00	1,829.46	30%	5,000.00	3,140.23	63%	6,000.00	0.00	
Technology Supplies	3,000.00	626.41	21%	5,000.00	926.89	19%	3,000.00	0.00	
Health / Medical / Safety Supplies	1,600.00	1,569.33	98%	1,600.00	926.61	58%	1,600.00	0.00	
Vehicle Fuel	1,000.00	59.42	6%	1,000.00	24.22	2%	1,000.00	0.00	
Vehicle Maintenance	1,000.00	201.24	20%	1,000.00	287.80	29%	1,000.00	0.00	
Supplies and Materials	104,600.00	63,002.45	60%	125,600.00	47,996.08	38%	89,600.00	(15,000.00)	

**Belle Creek Charter School
Revenue and Expense
Budget/Actual**

	FY 2016-2017			FY 2015-2016			FY 2016-17		Comments
	December	50%	of the year				Projected	Over/(Under)	
	Adopted Budget	12/31/16 YTD Actuals	% Budget	Revised Budget	12/31/15 YTD Actuals	% Adj. Budget	Actuals	Adjusted Budget	
Facility Lease - Building Corp.	576,700.00	285,886.64	50%	579,500.00	289,574.00	50%	576,700.00	0.00	
Furniture, Fixtures and Equipment	30,000.00	6,379.39	21%	85,000.00	12,818.98	15%	30,000.00	0.00	
Leases and Fixed Assets	606,700.00	\$292,266.03	48%	664,500.00	\$302,392.98	46%	606,700.00	\$0.00	
Board Misc. Expenses/Employee Gift Cards	6,000.00	6,400.00	107%	6,200.00	0.00	-	6,400.00	400.00	Gift Cards - Salaries
Instructional Dues and Fees/ CLCS	5,400.00	5,342.66	99%	5,307.80	4,763.66	90%	5,350.00	(50.00)	\$406 FCC License / \$7.42 CLC
Board of Directors Conference/Travel	7,000.00	0.00	-	2,000.00	0.00	-	6,500.00	(500.00)	
Dues / Fees / Miscellaneous	18,400.00	11,742.66	64%	13,507.80	4,763.66	35%	18,250.00	(150.00)	
TOTAL EXPENDITURES	\$5,111,153.22	\$2,517,765.68	49%	\$5,135,853.43	\$2,483,580.68	48%	\$5,103,057.13	(\$8,096.09)	
Operating Reserve Unrestricted	366,715.82	801,008.62	218%	432,613.06	448,101.83	104%	215,504.28	(151,211.54)	
Operating Reserve 7.5% Target	383,336.00	354,177.00	92%	354,177.00	342,879.00	97%	382,729.00	(607.00)	12%
Assigned for Insurance Pool	300,000.00	275,000.00	92%	275,000.00	250,000.00	91%	300,000.00	0.00	
Assigned for Capital Projects	350,000.00	220,000.00	63%	220,000.00	200,000.00	91%	350,000.00	0.00	
Building Repair & Replacement Reserve 2%	81,600.00	81,600.00	100%	81,600.00	81,600.00	100%	81,600.00	0.00	
3% Tabor Reserve	153,334.60	154,000.00	100%	154,075.60	137,152.00	89%	153,091.71	(242.88)	
Special Education Legal Reserve	90,000.00	90,000.00	100%	90,000.00	128,000.00	142%	90,000.00	0.00	
RESERVES / ENDING FUND BALANCE	1,724,986.42	1,975,785.62	115%	1,607,465.66	1,587,732.83	99%	1,572,925.00	(152,061.42)	
TOTAL BUDGET	\$6,836,139.64	\$4,493,551.30	66%	\$6,743,319.09	\$4,071,313.51	60%	\$6,675,982.12	(\$160,157.52)	
Total Revenues	\$6,836,139.64	\$4,493,551.30	66%	\$6,743,319.09	\$4,071,313.51	60%	\$6,675,982.12	(160,157.52)	
Difference between Revenues & Total Budget	0.00	0.00		0.00	0.00		0.00	0.00	
Change in Fund Balance	(14,487.26)	123,039.76		(49,239.21)	(68,972.04)		(279,820.86)	(265,333.60)	

**Belle Creek Charter School
Revenue and Expense
Budget/Actual**

	FY 2016-2017			FY 2015-2016			FY 2016-17		Comments
	December	50%	of the year				Projected	Over/(Under)	
	Adopted Budget	12/31/16 YTD Actuals	% Budget	Revised Budget	12/31/15 YTD Actuals	% Adj. Budget	Actuals	Adjusted Budget	
Grants Fund									
BEGINNING FUND BALANCE	\$0.00	\$0.00	-	\$0.00	\$0.00	-	\$0.00		
GRANTS FUND REVENUE									
ELPA	49,708.10	43,332.13	87%	49,708.10	49,708.10	100%	43,332.13	(6,375.97)	Updated 10.26.16
TITLE IIA Staff Development	7,237.00	0.00	-	7,237.00	0.00	-	6,581.52	(655.48)	\$10.57 per Student
State Gifted and Talented	1,099.95	0.00	-	1,099.95	0.00	-	175.78	(924.17)	
READ Act	30,000.00	0.00	-	46,602.02	46,602.02	100%	38,965.04	8,965.04	\$847.06 Per READ Student
Total Revenue	\$88,045.05	\$43,332.13	49%	\$104,647.07	\$96,310.12	92%	\$89,054.47	\$1,009.42	
REVENUES & BEGINNING FUND BALANCE	\$88,045.05	\$43,332.13	49%	\$104,647.07	\$96,310.12	92%	\$89,054.47	\$1,009.42	
GRANTS FUND EXPENDITURES									
ELPA			-			-			
Salaries	20,670.00	2,500.00	12%	17,529.51	3,125.00	18%	30,943.47	10,273.47	
ELA Stipend	7,500.00	0.00	-	0.00	0.00	-	5,000.00	(2,500.00)	
Benefits	4,175.34	0.00	-	0.00	0.00	-	7,388.66	3,213.32	
Supplies	17,362.76	0.00	-	0.00	0.00	-	0.00	(17,362.76)	
Total ELPA	49,708.10	2,500.00	5%	49,708.10	35,303.59	71%	43,332.13	(6,375.97)	
TITLE IIA Staff Development - Salary	7,237.00	3,580.50	49%	7,237.00	3,618.50	50%	6,581.52	(655.48)	
Gifted and Talented	1,099.95	0.00	-	1,099.95	1,100.00	100%	175.78	(924.17)	
READ Act.		0.00							
Salary & Benefits	30,000.00	26,197.21	87%	45,000.00	22,630.89	50%	38,000.00	8,000.00	
Instructional Supplies & Materials	0.00	2,562.19	-	1,602.02	755.43	47%	965.04	965.04	
Total Expenditures	\$88,045.05	\$34,839.90	40%	\$104,647.07	\$63,408.41	61%	\$89,054.47	\$1,009.42	
Operating Reserve Unrestricted	0.00	8,492.23	-	0.00	32,901.71	-	0.00	0.00	
RESERVES / ENDING FUND BALANCE	\$0.00	\$8,492.23	-	\$0.00	\$32,901.71	-	\$0.00	\$0.00	
TOTAL BUDGET	\$88,045.05	\$43,332.13	49%	\$104,647.07	\$96,310.12	92%	\$89,054.47	\$1,009.42	

**Belle Creek Charter School
Revenue and Expense
Budget/Actual**

	FY 2016-2017			FY 2015-2016			FY 2016-17		Comments
	December	50%	of the year				Projected	Over/(Under)	
	Adopted Budget	12/31/16 YTD Actuals	% Budget	Revised Budget	12/31/15 YTD Actuals	% Adj. Budget	Actuals	Adjusted Budget	
Student Activity Fund									
BEGINNING FUND BALANCE / LIABILITY	\$31,305.20	\$29,238.18	93%	\$31,305.20	\$31,305.20	100%	\$31,305.20	0.00	
STUDENT ACTIVITY FUND REVENUE									
Scholastic Book Fair / Library	5,500.00	2,572.89	47%	5,500.00	2,793.88	51%	5,500.00	0.00	
Field Trips	12,000.00	7,178.07	60%	12,000.00	3,387.75	28%	15,000.00	3,000.00	
National Honor Society	1,500.00	330.00	22%	1,500.00	73.87	5%	1,500.00	0.00	
Student Council	1,000.00	700.00	70%	1,000.00	155.49	16%	1,000.00	0.00	
Uniforms / Sports	27,000.00	13,296.07	49%	27,000.00	20,279.42	75%	38,500.00	11,500.00	
Cheerleaders	5,000.00	340.00	7%	5,000.00	1,635.00	33%	5,000.00	0.00	
Yearbooks/Other	7,000.00	0.00	-	7,000.00	105.00	2%	7,000.00	0.00	
Music/Band	5,000.00	905.00	18%	5,000.00	3,028.00	61%	5,000.00	0.00	
Music Store	1,000.00	1,224.50	122%	1,000.00	643.00	64%	3,000.00	2,000.00	
Art Club	1,000.00	627.09	63%	1,000.00	173.00	17%	1,000.00	0.00	
Fundraisers	25,000.00	1,597.85	6%	25,000.00	0.00	-	15,000.00	(10,000.00)	
PTO	5,000.00	0.00	-	5,000.00	800.00	16%	5,000.00	0.00	
Staff Social Committee	1,000.00	530.00	53%	1,000.00	385.00	39%	1,000.00	0.00	
Total Revenue	\$97,000.00	\$29,301.47	30%	\$97,000.00	\$33,459.41	34%	\$103,500.00	\$6,500.00	
REVENUES & BEGINNING FUND BALANCE	\$128,305.20	\$58,539.65	46%	\$128,305.20	\$64,764.61	50%	\$134,805.20	\$6,500.00	
Scholastic Book Fair / Library	5,500.00	1,597.61	29%	5,500.00	2,494.17	45%	5,500.00	0.00	
Field Trips	12,000.00	5,732.50	48%	12,000.00	3,391.00	28%	15,000.00	3,000.00	
National Honor Society	1,500.00	0.00	-	1,500.00	0.00	-	1,500.00	0.00	
Student Council	1,000.00	0.00	-	1,000.00	155.49	16%	1,000.00	0.00	
Uniforms / Sports	27,000.00	11,566.95	43%	27,000.00	19,031.98	70%	38,500.00	11,500.00	
Cheerleaders	5,000.00	2,686.92	54%	5,000.00	2,901.47	58%	5,000.00	0.00	
Yearbooks/Other	7,000.00	0.00	-	7,000.00	2.00	0%	7,000.00	0.00	
Music/Band	5,000.00	549.62	11%	5,000.00	4,177.95	84%	5,000.00	0.00	
Music Store	1,000.00	2,488.10	249%	1,000.00	0.00	-	3,000.00	2,000.00	
Art Club	1,000.00	0.00	-	1,000.00	499.99	50%	1,000.00	0.00	
Fundraisers	25,000.00	0.00	-	25,000.00	(20.00)	0%	15,000.00	(10,000.00)	
PTO	5,000.00	0.00	-	5,000.00	0.00	-	5,000.00	0.00	
Staff Social Committee	1,000.00	836.40	84%	1,000.00	348.59	35%	1,000.00	0.00	
Total Expenditures	\$97,000.00	\$25,458.10	26%	\$97,000.00	\$32,982.64	34%	\$103,500.00	\$6,500.00	
Operating Reserve Unrestricted	31,305.20	33,081.55	106%	31,305.20	31,781.97	102%	31,305.20	0.00	
RESERVES / ENDING FUND BALANCE	\$31,305.20	\$33,081.55	106%	\$31,305.20	\$31,781.97	102%	\$31,305.20	\$0.00	
TOTAL BUDGET	\$128,305.20	\$58,539.65	46%	\$128,305.20	\$64,764.61	50%	\$134,805.20	\$6,500.00	

**Belle Creek Charter School
Revenue and Expense
Budget/Actual**

	FY 2016-2017			FY 2015-2016			FY 2016-17		Comments
	December	50%	of the year				Projected	Over/(Under)	
	Adopted Budget	12/31/16 YTD Actuals	% Budget	Revised Budget	12/31/15 YTD Actuals	% Adj. Budget	Actuals	Adjusted Budget	
All Funds									
Beginning Fund Balance	1,770,778.88	1,881,984.04	106%	1,688,010.07	1,688,010.07	100%	1,884,051.06	113,272.18	
Revenues	5,281,711.01	2,713,439.04	51%	5,288,261.29	2,544,378.17	48%	5,015,790.73	(265,920.28)	
REVENUES & BEGINNING FUND BALANCE	\$7,052,489.89	\$4,595,423.08	65%	\$6,976,271.36	\$4,232,388.24	61%	\$6,899,841.79	(\$152,648.10)	
Expenditures	5,296,198.27	2,578,063.68	49%	5,337,500.50	2,579,971.73	48%	5,295,611.60	(586.67)	
EXPENDITURES & TRANSFERS	\$5,296,198.27	\$2,578,063.68	49%	\$5,337,500.50	\$2,579,971.73	48%	\$5,295,611.60	(\$586.67)	
RESERVES / ENDING FUND BALANCE	\$1,756,291.62	\$2,017,359.40	115%	\$1,638,770.86	\$1,652,416.51	101%	\$1,604,230.20	(\$152,061.42)	
TOTAL BUDGET	\$7,052,489.89	\$4,595,423.08	65%	\$6,976,271.36	\$4,232,388.24	61%	\$6,899,841.79	(\$152,648.10)	
CHANGE IN FUND BALANCE	(\$14,487.26)	\$135,375.36	-934%	(\$49,239.21)	(\$35,593.56)	72%	(\$279,820.86)	(\$265,333.60)	

Reserve Requirements:

Special Education Reserve:

\$2,000 per Special Education Student. Original count date 12/1/03 (16 Kids- Not verified). 1/5th to be deposited each year.

January 1, 2008 this amount shall be adjusted up or down based upon 12/1/2007 student count.

Thereafter, recalculated every five years. 2013, 2018, etc.

Special Education Count on 12/1/2007 was 64

64 x \$2,000 = \$128,000

December 2013 Count = 45

x \$2,000 per student = \$90,000

December 2015 Count = 38

**Belle Creek Charter School Student Activity Report
As of December 31, 2016**

Account	Beginning Balance	Credit (Deposits)	Total Revenue	Debit (Expenses)	Balance
Art Club	1,365.74	627.09	1,992.83	0.00	1,992.83
Band Booster Club/Music Donation	5,100.96	905.00	6,005.96	(549.62)	5,456.34
Cheerleading	2,393.28	340.00	2,733.28	(2,686.92)	46.36
Field Trip	1,386.79	7,178.07	8,564.86	(5,732.50)	2,832.36
Music Store	0.00	1,224.50	1,224.50	(2,488.10)	(1,263.60)
National Honor Society	(478.08)	330.00	(148.08)	0.00	(148.08)
Fund Raisers	4,378.33	1,597.85	5,976.18	0.00	5,976.18
Library Books	7,467.88	2,572.89	10,040.77	(1,597.61)	8,443.16
Other Pupil Activities	713.67	0.00	713.67	0.00	713.67
Scholastic Book Fair	0.00	0.00	0.00	0.00	0.00
Sports	0.00	13,296.07	13,296.07	(11,566.95)	1,729.12
Staff Social Committee	615.19	530.00	1,145.19	(836.40)	308.79
Student Council	352.97	700.00	1,052.97	0.00	1,052.97
Uniforms	0.00	0.00	0.00	0.00	0.00
Year Book	4,928.51	0.00	4,928.51	0.00	4,928.51
PTO	1,012.94	0.00	1,012.94	0.00	1,012.94
TOTAL	29,238.18	29,301.47	58,539.65	(25,458.10)	33,081.55