

Belle Creek Charter School

2017 - 2018
Budget
vs. YTD Actuals

As of September 30, 2017






10/18/2017



Belle Creek Charter School
"First Comes Learning"
9290 E. 107th Ave.
Henderson, CO 80640
303-468-0160

Prepared By:
Boos Financial Services, Inc.
Rick Boos, CEO
303-722-5634

**Belle Creek Charter School
Financial Dashboard**
As of September 30, 2017

		ACTUALS		Benchmarks		
Indicator	Calculation	9/30/2017		 Red	 YELLOW	 GREEN
Months of Unrestricted Cash		 5.05 		< 1	1 - 3	> 3
	Unrestricted Cash	\$2,128,565.14				
	Total Projected Actual Expenditures	\$5,058,904.25				
Payroll/Benefits % of Revenue		 72% 		< 50% or > 70%	In line with Board Goals	50% - 70%
	Total Projected Salary & Benefits	\$3,582,104.17				
	Total Projected Revenues	\$4,990,437.63				
Facility Cost % of Revenue		 12% 		> 20%	16% - 20%	< 16%
	Total Projected Facility Lease & Loan	\$577,200.00				
	Total Projected Revenues	\$4,990,437.63				
Surplus/(Deficit) % of Expenditures	Based upon larger than 10% Unrestricted Operating Reserve	 -1.35% 		-2.0% or > 20.0%	-1.99% - .99%	1% - 20%
	Projected Change in Fund Balance	(\$68,466.62)				
	Total Projected Actual Expenditures	\$5,058,904.25				
Instructional Staff to Students		 13.03 		> 20	16 - 20	< 16
	Instructional Staff	48.35				
	Students	630.00				
Total Staff to Students		 10.53 		> 18	12.01 - 18	< = 12
	Total Staff	59.84				
	Students	630.00				
State UIP Rating		 PERFORMANCE		Priority Improvement or Turnaround	Improvement	Performance

Belle Creek Charter School

Statement of Financial Position

As of September 30, 2017

					Prior Year	
		Total All Funds	GFAAG	General Fund	Pupil Activities	General Fund
Assets						
Current Assets:						
Cash Operating Account	8101	\$205,385.18		\$155,278.08	\$50,107.10	\$164,132.31
Payroll Account	8106	236,720.25		236,720.25	0.00	295,133.18
CSAFE/Colotrust/Investments	8111	1,736,066.81		1,736,066.81	0.00	2,102,806.86
CNIC / Flex	8104	121,200.25		121,200.25	0.00	138,508.65
Investment Held By Trustee	8113	94,675.82		94,675.82	0.00	87,520.25
Petty Cash	8103	500.00		500.00	0.00	500.00
Subtotal Cash		<u>2,394,548.31</u>		<u>2,344,441.21</u>	<u>50,107.10</u>	<u>2,788,601.25</u>
Grants Receivable	8142	1,000.00		1,000.00	0.00	1,000.00
A/R BECS	8153	0.00		0.00	0.00	0.00
A/R General	8153	319.00		319.00	0.00	25.00
A/R District 27J	8153	250.00		250.00	0.00	(214,107.70)
A/R Eagle Ridge	8153	0.00		0.00	0.00	0.00
Prepaid Exp. Other	8181	0.00		0.00	0.00	0.00
Deposits/Legal Retainer	8191	1,000.00		1,000.00	0.00	1,000.00
Subtotal Other Current Assets		<u>2,569.00</u>		<u>2,569.00</u>	<u>0.00</u>	<u>(212,082.70)</u>
Fixed Assets (Equipment) Net	8241	8,956.00	8,956.00	0.00	0.00	0.00
Total Assets		<u><u>2,406,073.31</u></u>	<u>8,956.00</u>	<u>2,347,010.21</u>	<u>50,107.10</u>	<u>2,576,518.55</u>
Liabilities and Fund Equity						
Current Liabilities:						
Accounts Payable - General	7421	17,263.87		17,263.87	0.00	27,119.18
Accrued Salaries & Benefits	7461	197,070.01		197,070.01	0.00	190,716.43
Payroll Liabilities	7471	66,022.33		66,022.33	0.00	73,081.10
Deferred Revenue	7482	0.00		0.00	0.00	0.00
Incurred Not Reported Claims/Flex	7499	167,950.68		167,950.68	0.00	135,078.90
Subtotal Current Liabilities		<u>448,306.89</u>		<u>448,306.89</u>	<u>0.00</u>	<u>425,995.61</u>
Fund Equity						
Operating Reserve Unrestricted	6770	822,024.32		822,024.32	0.00	1,010,891.94
Reserves 7.5% Operating	6770	95,779.00		95,779.00	0.00	342,879.00
Assigned for Insurance Pool	6760	300,000.00		300,000.00	0.00	250,000.00
Assigned for Capital Projects	6760	350,000.00		350,000.00	0.00	200,000.00
Reserves Repair & Replacement	6720	94,400.00		94,400.00	0.00	81,600.00
Tabor Reserve	6721	146,500.00		146,500.00	0.00	137,152.00
Reserves SPED Legal Reserve	6720	90,000.00		90,000.00	0.00	128,000.00
Reserve for Prepaid Expenses	6752	0.00		0.00	0.00	0.00
Investment in Fixed Assets	6711	8,956.00	8,956.00	0.00	0.00	0.00
Reserved for Pupil Activity	6770	50,107.10		0.00	50,107.10	0.00
Subtotal Fund Equity		<u>1,957,766.42</u>	<u>8,956.00</u>	<u>1,898,703.32</u>	<u>50,107.10</u>	<u>2,150,522.94</u>
Total Liabilities and Fund Equity		<u><u>\$2,406,073.31</u></u>	<u>\$8,956.00</u>	<u>\$2,347,010.21</u>	<u>\$50,107.10</u>	<u>\$2,576,518.55</u>

**Belle Creek Charter School
Revenue and Expense
Budget/Actual**

	FY 2017-2018			FY 2016-2017			FY 2017-18		Comments
	September	25%	of the year				Projected	Over/(Under)	
	Adopted Budget	09/30/17 YTD Actuals	% Budget	Revised Budget	09/30/16 YTD Actuals	% Adj. Budget	Actuals	Adjusted Budget	
Funded Pupil Count	615.56 7,389.10	630.00 \$7,389.10		622.66 \$7,151.84	622.08 \$7,154.42		626.56 7,389.10	11.00 0.00	
General Fund									
BEGINNING FUND BALANCE	1,677,410.40	\$1,807,349.71	108%	\$1,852,745.86	\$1,852,745.86	100%	1,807,349.71	\$129,939.31	
GENERAL FUND REVENUE									
State PPR	4,548,434.40	1,317,654.07	29%	4,453,164.69	1,511,804.32	34%	4,629,714.50	81,280.10	28%
Investment Interest	13,500.00	4,693.64	35%	11,000.00	3,000.51	27%	13,500.00	0.00	35%
Textbook Fines	0.00	0.00	-	0.00	0.00	-	0.00	0.00	
Vending Machine Sales	400.00	332.25	83%	400.00	93.75	23%	400.00	0.00	
Student Fees	12,900.00	11,292.00	88%	12,900.00	12,533.00	97%	12,900.00	0.00	
Miscellaneous	3,672.04	6,537.78	178%	3,672.04	720.00	20%	3,672.04	0.00	Rental Income
Donations	2,346.27	368.01	16%	2,346.27	2,151.27	92%	2,346.27	0.00	
Developer Contributions	0.00	0.00	-	16,924.00	12,764.00	75%	0.00	0.00	
Mill Levy Override	21,500.00	0.00	-	23,314.34	0.00	-	21,500.00	0.00	
TOTAL LOCAL REVENUES	4,602,752.71	1,340,877.75	29%	4,523,721.34	1,543,066.85	34%	4,684,032.81	81,280.10	
State Capital Construction Funding	168,177.33	27,530.14	16%	171,835.48	30,903.58	18%	159,221.43	(8,955.91)	@ \$254.12
State Special Ed - ECEA	63,399.41	0.00	-	63,399.41	0.00	-	82,989.68	19,590.27	\$82,989.68
Additional At-Risk Funding	0.00	0.00	-	0.00	0.00	-	0.00	0.00	
Federal IDEA B Special Ed	57,471.82	0.00	-	64,280.03	0.00	-	64,193.72	6,721.90	
TOTAL STATE AND FEDERAL REVENUES	289,048.56	27,530.14	10%	299,514.92	30,903.58	10%	306,404.83	17,356.26	
TOTAL REVENUES	4,891,801.27	\$1,368,407.89	28%	\$4,823,236.26	\$1,573,970.43	33%	4,990,437.63	\$98,636.36	
REVENUES & BEGINNING FUND BALANCE	6,569,211.67	\$3,175,757.60	48%	\$6,675,982.12	\$3,426,716.29	51%	6,797,787.34	\$228,575.67	

**Belle Creek Charter School
Revenue and Expense
Budget/Actual**

	FY 2017-2018			FY 2016-2017			FY 2017-18		Comments
	September	25%	of the year				Projected	Over/(Under)	
	Adopted Budget	09/30/17 YTD Actuals	% Budget	Revised Budget	09/30/16 YTD Actuals	% Adj. Budget	Actuals	Adjusted Budget	
GENERAL FUND EXPENSES									
Office of Principal	253,459.50	64,447.75	25%	257,625.00	70,822.42	27%	253,459.50	0.00	25%
Teachers	1,469,909.50	366,380.84	25%	1,466,711.94	366,071.99	25%	1,469,909.50	0.00	ELPA & Tech Adjustment
Special Education Teachers	96,029.70	23,688.57	25%	94,130.00	23,266.44	25%	96,029.70	0.00	25%
Special Education Paras	24,000.42	6,013.67	25%	23,710.00	5,909.65	25%	24,000.42	0.00	25%
Teacher Assistants	266,790.40	82,509.56	31%	267,800.00	70,755.57	26%	266,790.40	0.00	\$30K READ Act
Substitute Teacher	25,000.00	2,597.00	10%	24,960.00	1,696.00	7%	25,000.00	0.00	10%
Student Services	169,229.50	42,799.98	25%	167,550.00	44,021.85	26%	169,229.50	0.00	25%
Technology Administrator	30,920.10	7,703.69	25%	30,610.00	7,542.82	25%	30,920.10	0.00	25%
Business Services	19,489.90	4,805.77	25%	19,100.00	4,720.12	25%	19,489.90	0.00	25%
Custodian	128,439.60	31,615.43	25%	125,900.00	30,877.84	25%	128,439.60	0.00	25%
Sick Day Payout	3,800.00	0.00	-	3,766.70	3,766.70	100%	3,800.00	0.00	0%
Pay For Performance Program	0.00	0.00	-	0.00	0.00	-	0.00	0.00	#DIV/0!
Extra Duty Pay/ Athletic Director	10,000.00	5,163.71	52%	10,000.00	600.00	6%	10,000.00	0.00	52%
Overtime	2,000.00	314.20	16%	2,080.00	391.52	19%	2,000.00	0.00	16%
TOTAL SALARIES	2,499,068.62	638,040.17	26%	2,493,943.64	630,442.92	25%	2,499,068.62	0.00	26%
Medicare	36,236.00	8,806.58	24%	36,162.18	8,711.34	24%	36,236.49	0.49	1.45%
PERA	497,314.65	117,982.79	24%	483,825.07	114,328.36	24%	497,314.65	0.00	\$16,632.85 PERA Refund
Health Insurance	549,484.40	130,606.73	24%	500,000.00	128,198.01	26%	549,484.40	0.00	24%
TOTAL BENEFITS	1,083,035.05	257,396.10	24%	1,019,987.25	251,237.71	25%	1,083,035.55	0.49	24%
Benefits % of Salaries	43.34%	40.34%		40.90%	39.85%		43.34%		
TOTAL SALARIES AND BENEFITS	3,582,103.67	\$895,436.27	25%	\$3,513,930.89	\$881,680.63	25%	3,582,104.17	\$0.49	
Sal & Ben % of PPR	78.75%	68%		79%	58%		77.37%		
Sal & Ben Cost per Student	\$5,819.26	\$1,421.33		\$5,643.42	\$1,415.99		\$5,717.10		
Banking Service Fees	800.00	18.98	2%	800.00	215.77	27%	800.00	0.00	
Facility Lease-Treasure Fees/Bld. Corp. Exp.	6,000.00	4,175.00	70%	4,500.00	2,875.00	64%	6,000.00	0.00	No S&P invoice
Payroll Service	8,260.00	1,781.99	22%	8,260.00	2,165.18	26%	8,260.00	0.00	
Speech Therapist	50,000.00	9,128.75	18%	45,000.00	9,899.25	22%	50,000.00	0.00	PPR LLC
Mental Health Services	18,000.00	4,500.00	25%	18,000.00	3,000.00	17%	18,000.00	0.00	Community Reach
Assessments - Licenses NWEA	8,192.50	8,192.50	100%	8,192.50	8,192.50	100%	8,192.50	0.00	
Assessments - Alpine Achievement	2,757.30	2,550.60	93%	2,757.30	2,757.30	100%	2,757.30	0.00	
Legal Services	3,000.00	357.50	12%	3,000.00	660.00	22%	3,000.00	0.00	
Audit Services	9,000.00	7,000.00	78%	9,000.00	0.00	-	9,000.00	0.00	
Accounting Consulting Services	21,800.00	5,825.00	27%	21,800.00	5,825.00	27%	21,800.00	0.00	\$500 Erate Consult
Payroll & Human Resources Services	28,912.00	0.00	-	27,800.00	7,114.51	26%	28,912.00	0.00	
Nursing Services	15,000.00	3,162.00	21%	15,000.00	4,489.00	30%	15,000.00	0.00	
Background Checks	1,000.00	631.55	63%	1,000.00	248.31	25%	1,000.00	0.00	
Technology Services	1,000.00	340.00	34%	1,000.00	0.00	-	1,000.00	0.00	
Temporary Staffing Services	20,000.00	0.00	-	30,000.00	541.66	2%	20,000.00	0.00	Substitute Teachers
Building Use / Shared Costs	44,000.00	8,460.26	19%	48,000.00	7,242.97	15%	44,000.00	0.00	First / Last Prorated
Purchased Services	237,721.80	56,124.13	24%	244,109.80	55,226.45	23%	237,721.80	0.00	

**Belle Creek Charter School
Revenue and Expense
Budget/Actual**

	FY 2017-2018			FY 2016-2017			FY 2017-18		Comments
	September	25%	of the year				Projected	Over/(Under)	
	Adopted Budget	09/30/17 YTD Actuals	% Budget	Revised Budget	09/30/16 YTD Actuals	% Adj. Budget	Actuals	Adjusted Budget	
Water & Sewer	14,600.00	4,239.10	29%	14,600.00	3,079.33	21%	14,600.00	0.00	
Utilities - Electric	111,100.00	20,800.73	19%	110,000.00	31,300.64	28%	95,000.00	(16,100.00)	
Utilities - Gas	35,350.00	4,154.89	12%	35,000.00	5,491.87	16%	34,000.00	(1,350.00)	
Waste Disposal	13,700.00	2,000.00	15%	13,380.00	3,449.75	26%	13,700.00	0.00	
Snow Removal	8,000.00	0.00	-	8,000.00	0.00	-	8,000.00	0.00	
Repair and Maintenance Grounds	20,000.00	4,417.00	22%	20,000.00	9,672.00	48%	20,000.00	0.00	
Shredding Services	500.00	53.20	11%	1,000.00	128.54	13%	500.00	0.00	
Building Repair and Maintenance Services	15,000.00	3,588.66	24%	60,913.00	30,629.40	50%	15,000.00	0.00	
Repair and Maintenance Equipment	95,000.00	14,830.43	16%	95,000.00	14,357.12	15%	95,000.00	0.00	
Monitoring & Alarm Service	1,730.00	174.00	10%	1,800.00	168.00	9%	1,730.00	0.00	
Equipment Rentals	18,000.00	7,251.90	40%	22,900.00	5,518.85	24%	20,000.00	2,000.00	Rebate FY17
Property Related Services	332,980.00	61,509.91	18%	382,593.00	103,795.50	27%	317,530.00	(15,450.00)	
Liability Insurance	24,056.18	0.00	-	23,818.00	0.00	-	24,056.18	0.00	
Unemployment Insurance	6,817.50	1,677.95	25%	6,750.00	1,659.06	25%	6,817.50	0.00	0.27%
Workers Comp Insurance	25,250.00	6,115.00	24%	25,000.00	8,126.48	33%	25,250.00	0.00	
Telephone and Internet	12,120.00	4,945.06	41%	12,000.00	5,099.64	42%	12,120.00	0.00	
Postage	1,900.00	326.00	17%	1,900.00	758.47	40%	1,900.00	0.00	
Advertising / Marketing	1,300.00	291.23	22%	1,300.00	506.23	39%	1,300.00	0.00	
Printing Binding and Duplication	100.00	0.00	-	100.00	0.00	-	100.00	0.00	
Staff Development Fees and Travel	5,000.00	1,675.00	34%	11,000.00	8,919.59	81%	11,000.00	6,000.00	\$8K FY17/\$6K FY18 Transition
Other Purchased Services	76,543.68	15,030.24	20%	81,868.00	25,069.47	31%	82,543.68	6,000.00	
District Purchase Service Central Admin.	81,450.15	24,344.84	30%	79,077.82	38,905.70	49%	81,450.15	0.00	\$127.00
District Purchase Service Instructional Sup.	35,254.45	8,813.61	25%	34,227.62	0.00	-	35,254.45	0.00	\$54.97
District Purchased Services Required	116,704.60	33,158.45	28%	113,305.44	38,905.70	34%	116,704.60	0.00	2.52%
District Purchase Service OT/PT/PSY	20,000.00	0.00	-	40,000.00	0.00	-	20,000.00	0.00	Psychology Add FY15
District Purchase Service Transportation	2,000.00	0.00	-	12,700.00	0.00	-	2,000.00	0.00	+ Sports Transportation
District Purchased Services Optional	22,000.00	0.00	0%	52,700.00	0.00	0%	22,000.00	0.00	
Instructional Supplies and Materials	65,000.00	58,273.38	90%	65,000.00	47,309.29	73%	75,000.00	10,000.00	Rosetta Stone \$10K
Staff Development Supplies	1,000.00	0.00	-	1,000.00	453.55	45%	1,000.00	0.00	
Custodial Supplies	11,000.00	2,628.07	24%	11,000.00	3,296.64	30%	11,000.00	0.00	
Office Supplies	6,000.00	1,747.03	29%	6,000.00	1,112.60	19%	6,000.00	0.00	
Technology Supplies	2,000.00	1,159.31	58%	3,000.00	13.00	0%	2,000.00	0.00	
Health / Medical / Safety Supplies	1,850.00	19.90	1%	1,600.00	256.52	16%	1,850.00	0.00	
Vehicle Fuel	500.00	0.00	-	1,000.00	59.42	6%	500.00	0.00	
Vehicle Maintenance	1,000.00	0.00	-	1,000.00	201.24	20%	1,000.00	0.00	
Supplies and Materials	88,350.00	63,827.69	72%	89,600.00	52,702.26	59%	98,350.00	10,000.00	

**Belle Creek Charter School
Revenue and Expense
Budget/Actual**

	FY 2017-2018			FY 2016-2017			FY 2017-18		Comments
	September	25%	of the year				Projected	Over/(Under)	
	Adopted Budget	09/30/17 YTD Actuals	% Budget	Revised Budget	09/30/16 YTD Actuals	% Adj. Budget	Actuals	Adjusted Budget	
Facility Lease - Building Corp.	577,200.00	140,653.24	24%	576,700.00	141,933.83	25%	577,200.00	0.00	Interest on reserves
Furniture, Fixtures and Equipment	10,000.00	6,549.83	65%	30,000.00	4,479.44	15%	10,000.00	0.00	
Leases and Fixed Assets	587,200.00	\$147,203.07	25%	606,700.00	\$146,413.27	24%	587,200.00	\$0.00	
Board Misc. Expenses/Employee Gift Cards	6,400.00	0.00	-	6,400.00	0.00	-	6,400.00	0.00	Gift Cards - Salaries
Instructional Dues and Fees/ CLCS	5,350.00	4,764.52	89%	5,350.00	5,342.66	100%	5,350.00	0.00	\$406 FCC License / \$7.42 CLC
Board of Directors Conference/Travel	3,000.00	0.00	-	6,500.00	0.00	-	3,000.00	0.00	
Dues / Fees / Miscellaneous	14,750.00	4,764.52	32%	18,250.00	5,342.66	29%	14,750.00	0.00	
TOTAL EXPENDITURES	5,058,353.76	\$1,277,054.28	25%	\$5,103,057.13	\$1,309,135.94	26%	5,058,904.25	\$550.49	
Operating Reserve Unrestricted	358,130.30	822,024.32	230%	215,504.28	977,949.35	454%	573,297.96	215,167.67	
Operating Reserve 7.5% Target	379,377.00	95,779.00	25%	382,729.00	342,879.00	90%	379,418.00	41.00	19%
Assigned for Insurance Pool	250,000.00	300,000.00	120%	300,000.00	250,000.00	83%	250,000.00	0.00	
Assigned for Capital Projects	200,000.00	350,000.00	175%	350,000.00	200,000.00	57%	200,000.00	0.00	
Building Repair & Replacement Reserve 2%	81,600.00	94,400.00	116%	81,600.00	81,600.00	100%	94,400.00	12,800.00	
3% Tabor Reserve	151,750.61	146,500.00	97%	153,091.71	137,152.00	90%	151,767.13	16.51	
Special Education Legal Reserve	90,000.00	90,000.00	100%	90,000.00	128,000.00	142%	90,000.00	0.00	
RESERVES / ENDING FUND BALANCE	1,510,857.91	1,898,703.32	126%	1,572,925.00	2,117,580.35	135%	1,738,883.09	228,025.18	
TOTAL BUDGET	6,569,211.67	\$3,175,757.60	48%	\$6,675,982.12	\$3,426,716.29	51%	6,797,787.34	\$228,575.67	
Total Revenues	6,569,211.67	\$3,175,757.60	48%	\$6,675,982.12	\$3,426,716.29	51%	6,797,787.34	228,575.67	
Difference between Revenues & Total Budget	0.00	0.00		0.00	0.00		0.00	0.00	
Change in Fund Balance	(166,552.49)	91,353.61		(279,820.86)	264,834.49		(68,466.62)	98,085.87	

**Belle Creek Charter School
Revenue and Expense
Budget/Actual**

	FY 2017-2018			FY 2016-2017			FY 2017-18		Comments
	September	25%	of the year				Projected	Over/(Under)	
	Adopted Budget	09/30/17 YTD Actuals	% Budget	Revised Budget	09/30/16 YTD Actuals	% Adj. Budget	Actuals	Adjusted Budget	
Grants Fund									
BEGINNING FUND BALANCE	0.00	\$0.00	-	\$0.00	\$0.00	-	0.00		
GRANTS FUND REVENUE									
ELPA	43,332.13	0.00	-	43,332.13	0.00	-	44,780.64	1,448.51	Updated 10.18.17
TITLE IIA Staff Development	6,581.52	0.00	-	6,581.52	0.00	-	11,585.00	5,003.48	\$10.57 per Student
State Gifted and Talented	175.78	0.00	-	175.78	0.00	-	175.78	0.00	
READ Act	38,965.04	0.00	-	38,965.04	0.00	-	35,001.14	(3,963.90)	43 x \$813.98 Per Student
Jarid Polis Foundation Grant	0.00	0.00	-	0.00	0.00	-	0.00	0.00	
Total Revenue	89,054.47	\$0.00	0%	\$89,054.47	\$0.00	0%	91,542.56	\$2,488.09	
REVENUES & BEGINNING FUND BALANCE	89,054.47	\$0.00	0%	\$89,054.47	\$0.00	0%	91,542.56	\$2,488.09	
GRANTS FUND EXPENDITURES									
ELPA									
Salaries	30,943.47	0.00	-	30,943.47	1,000.00	3%	33,784.26	2,840.79	
ELA Stipend	5,000.00	0.00	-	5,000.00	0.00	-	5,000.00	0.00	
Benefits	6,606.43	0.00	-	7,388.66	0.00	-	5,996.38	(610.05)	
Supplies	782.23	0.00	-	0.00	0.00	-	0.00	(782.23)	
Total ELPA	43,332.13	0.00	-	43,332.13	1,000.00	2%	44,780.64	1,448.51	
TITLE IIA Staff Development - Salary	6,581.52	1,000.00	15%	6,581.52	0.00	-	11,585.00	5,003.48	
Gifted and Talented	175.78	0.00	-	175.78	0.00	-	175.78	0.00	
READ Act.		0.00							
Salary & Benefits	38,965.04	0.00	-	38,000.00	0.00	-	34,000.00	(4,965.04)	
Instructional Supplies & Materials	0.00	0.00	-	965.04	0.00	-	1,001.14	1,001.14	
Purchase Services - Staff Dev.	0.00	0.00	-	0.00	0.00	-	0.00	0.00	
Jarid Polis Foundation Grant- FF&E	0.00	0.00	-	0.00	0.00	-	0.00	0.00	
Total Expenditures	89,054.47	\$1,000.00	1%	\$89,054.47	\$1,000.00	1%	91,542.56	\$2,488.09	
Operating Reserve Unrestricted	0.00	(1,000.00)	-	0.00	(1,000.00)	-	0.00	0.00	
RESERVES / ENDING FUND BALANCE	0.00	(\$1,000.00)	-	\$0.00	(\$1,000.00)	-	0.00	\$0.00	
TOTAL BUDGET	89,054.47	\$0.00	0%	\$89,054.47	\$0.00	0%	91,542.56	\$2,488.09	

**Belle Creek Charter School
Revenue and Expense
Budget/Actual**

	FY 2017-2018			FY 2016-2017			FY 2017-18		Comments
	September	25%	of the year				Projected	Over/(Under)	
	Adopted Budget	09/30/17 YTD Actuals	% Budget	Revised Budget	09/30/16 YTD Actuals	% Adj. Budget	Actuals	Adjusted Budget	
Student Activity Fund									
BEGINNING FUND BALANCE / LIABILITY	31,305.20	\$33,925.21	108%	\$31,305.20	\$29,238.18	93%	33,925.21	2,620.01	
STUDENT ACTIVITY FUND REVENUE									
Scholastic Book Fair / Library	5,500.00	73.95	1%	5,500.00	1,227.62	22%	5,500.00	0.00	
Field Trips	15,000.00	0.00	-	15,000.00	2,317.00	15%	15,000.00	0.00	
National Honor Society	1,500.00	0.00	-	1,500.00	0.00	-	1,500.00	0.00	
Student Council	1,000.00	0.00	-	1,000.00	0.00	-	1,000.00	0.00	
Uniforms / Sports	38,500.00	20,829.15	54%	38,500.00	12,762.07	33%	38,500.00	0.00	
Cheerleaders	5,000.00	1,590.30	32%	5,000.00	140.00	3%	5,000.00	0.00	
Yearbooks/Other	7,000.00	882.05	13%	7,000.00	45.00	1%	7,000.00	0.00	
Music/Band	5,000.00	0.00	-	5,000.00	2,170.00	43%	5,000.00	0.00	
Music Store	3,000.00	0.00	-	3,000.00	0.00	-	3,000.00	0.00	
Art Club	1,000.00	0.00	-	1,000.00	627.09	63%	1,000.00	0.00	
Fundraisers	15,000.00	407.00	3%	15,000.00	0.00	-	15,000.00	0.00	
PTO	5,000.00	0.00	-	5,000.00	0.00	-	5,000.00	0.00	
Staff Social Committee	1,000.00	760.00	76%	1,000.00	530.00	53%	1,000.00	0.00	
Total Revenue	103,500.00	\$24,542.45	24%	\$103,500.00	\$19,818.78	19%	103,500.00	\$0.00	
REVENUES & BEGINNING FUND BALANCE	134,805.20	\$58,467.66	43%	\$134,805.20	\$49,056.96	36%	137,425.21	\$2,620.01	
Scholastic Book Fair / Library	5,500.00	0.00	-	5,500.00	266.86	5%	5,500.00	0.00	
Field Trips	15,000.00	0.00	-	15,000.00	2,007.50	13%	15,000.00	0.00	
National Honor Society	1,500.00	0.00	-	1,500.00	0.00	-	1,500.00	0.00	
Student Council	1,000.00	0.00	-	1,000.00	0.00	-	1,000.00	0.00	
Uniforms / Sports	38,500.00	5,411.48	14%	38,500.00	7,931.89	21%	38,500.00	0.00	
Cheerleaders	5,000.00	1,806.10	36%	5,000.00	2,686.92	54%	5,000.00	0.00	
Yearbooks/Other	7,000.00	282.00	4%	7,000.00	0.00	-	7,000.00	0.00	
Music/Band	5,000.00	0.00	-	5,000.00	2,638.60	53%	5,000.00	0.00	
Music Store	3,000.00	0.00	-	3,000.00	359.20	12%	3,000.00	0.00	
Art Club	1,000.00	0.00	-	1,000.00	0.00	-	1,000.00	0.00	
Fundraisers	15,000.00	783.90	5%	15,000.00	0.00	-	15,000.00	0.00	
PTO	5,000.00	0.00	-	5,000.00	0.00	-	5,000.00	0.00	
Staff Social Committee	1,000.00	77.00	8%	1,000.00	223.40	22%	1,000.00	0.00	
Total Expenditures	103,500.00	\$8,360.56	8%	\$103,500.00	\$16,114.37	16%	103,500.00	\$0.00	
Operating Reserve Unrestricted	31,305.20	50,107.10	160%	31,305.20	32,942.59	105%	33,925.21	2,620.01	
RESERVES / ENDING FUND BALANCE	31,305.20	\$50,107.10	160%	\$31,305.20	\$32,942.59	105%	33,925.21	\$2,620.01	
TOTAL BUDGET	134,805.20	\$58,467.66	43%	\$134,805.20	\$49,056.96	36%	137,425.21	\$2,620.01	

**Belle Creek Charter School
Revenue and Expense
Budget/Actual**

	FY 2017-2018			FY 2016-2017			FY 2017-18		Comments
	September	25%	of the year				Projected	Over/(Under)	
	Adopted Budget	09/30/17 YTD Actuals	% Budget	Revised Budget	09/30/16 YTD Actuals	% Adj. Budget	Actuals	Adjusted Budget	
All Funds									
Beginning Fund Balance	1,708,715.60	1,841,274.92	108%	1,884,051.06	1,881,984.04	100%	1,841,274.92	132,559.32	
Revenues	5,084,355.73	1,392,950.34	27%	5,015,790.73	1,593,789.21	32%	5,185,480.19	101,124.46	
REVENUES & BEGINNING FUND BALANCE	6,793,071.33	\$3,234,225.26	48%	\$6,899,841.79	\$3,475,773.25	50%	7,026,755.11	\$233,683.78	
Expenditures	5,250,908.22	1,286,414.84	24%	5,295,611.60	1,326,250.31	25%	5,253,946.81	3,038.59	
EXPENDITURES & TRANSFERS	5,250,908.22	\$1,286,414.84	24%	\$5,295,611.60	\$1,326,250.31	25%	5,253,946.81	\$3,038.59	
RESERVES / ENDING FUND BALANCE	1,542,163.11	\$1,947,810.42	126%	\$1,604,230.20	\$2,149,522.94	134%	1,772,808.30	\$230,645.19	
TOTAL BUDGET	6,793,071.33	\$3,234,225.26	48%	\$6,899,841.79	\$3,475,773.25	50%	7,026,755.11	\$233,683.78	
CHANGE IN FUND BALANCE	(166,552.49)	\$106,535.50	-64%	(\$279,820.86)	\$267,538.90	-96%	(68,466.62)	\$98,085.87	

Reserve Requirements:

Special Education Reserve:

\$2,000 per Special Education Student. Original count date 12/1/03 (16 Kids- Not verified). 1/5th to be deposited each year.

January 1, 2008 this amount shall be adjusted up or down based upon 12/1/2007 student count.

Thereafter, recalculated every five years. 2013, 2018, etc.

Special Education Count on 12/1/2007 was 64

64 x \$2,000 = \$128,000

December 2013 Count = 45

x \$2,000 per student = \$90,000

December 2015 Count = 38

**Belle Creek Charter School Student Activity Report
As of September 30, 2017**

Account	Beginning Balance	Credit (Deposits)	Total Revenue	Debit (Expenses)	Balance
Art Club	(436.41)	0.00	(436.41)	0.00	(436.41)
Band Booster Club/Music Donation	3,024.36	0.00	3,024.36	0.00	3,024.36
Cheerleading	574.36	1,590.30	2,164.66	(1,806.10)	358.56
Field Trip	1,781.36	0.00	1,781.36	0.00	1,781.36
Music Store	426.30	0.00	426.30	0.00	426.30
National Honor Society	(295.30)	0.00	(295.30)	0.00	(295.30)
Fund Raisers	8,310.12	407.00	8,717.12	(783.90)	7,933.22
Library Books	8,529.51	73.95	8,603.46	0.00	8,603.46
Other Pupil Activities	758.67	832.05	1,590.72	(282.00)	1,308.72
Scholastic Book Fair	0.00	0.00	0.00	0.00	0.00
Sports	2,745.43	20,829.15	23,574.58	(5,411.48)	18,163.10
Staff Social Committee	(215.61)	760.00	544.39	(77.08)	467.31
Student Council	352.97	0.00	352.97	0.00	352.97
Uniforms	0.00	0.00	0.00	0.00	0.00
Year Book	7,356.51	50.00	7,406.51	0.00	7,406.51
PTO	1,012.94	0.00	1,012.94	0.00	1,012.94
TOTAL	33,925.21	24,542.45	58,467.66	(8,360.56)	50,107.10